

President's Report to General Faculty

September 13, 2021




Agenda

- Enrollment
 - Fall 2021 New Students
 - Fall 2021 All Students
- Updates
 - New Hires & Current Searches
 - COVID-19 Testing & Vaccination
 - Budget and Capital Updates
 - Oswego College Foundation
 - Campus Updates & Initiatives
- Upcoming Events



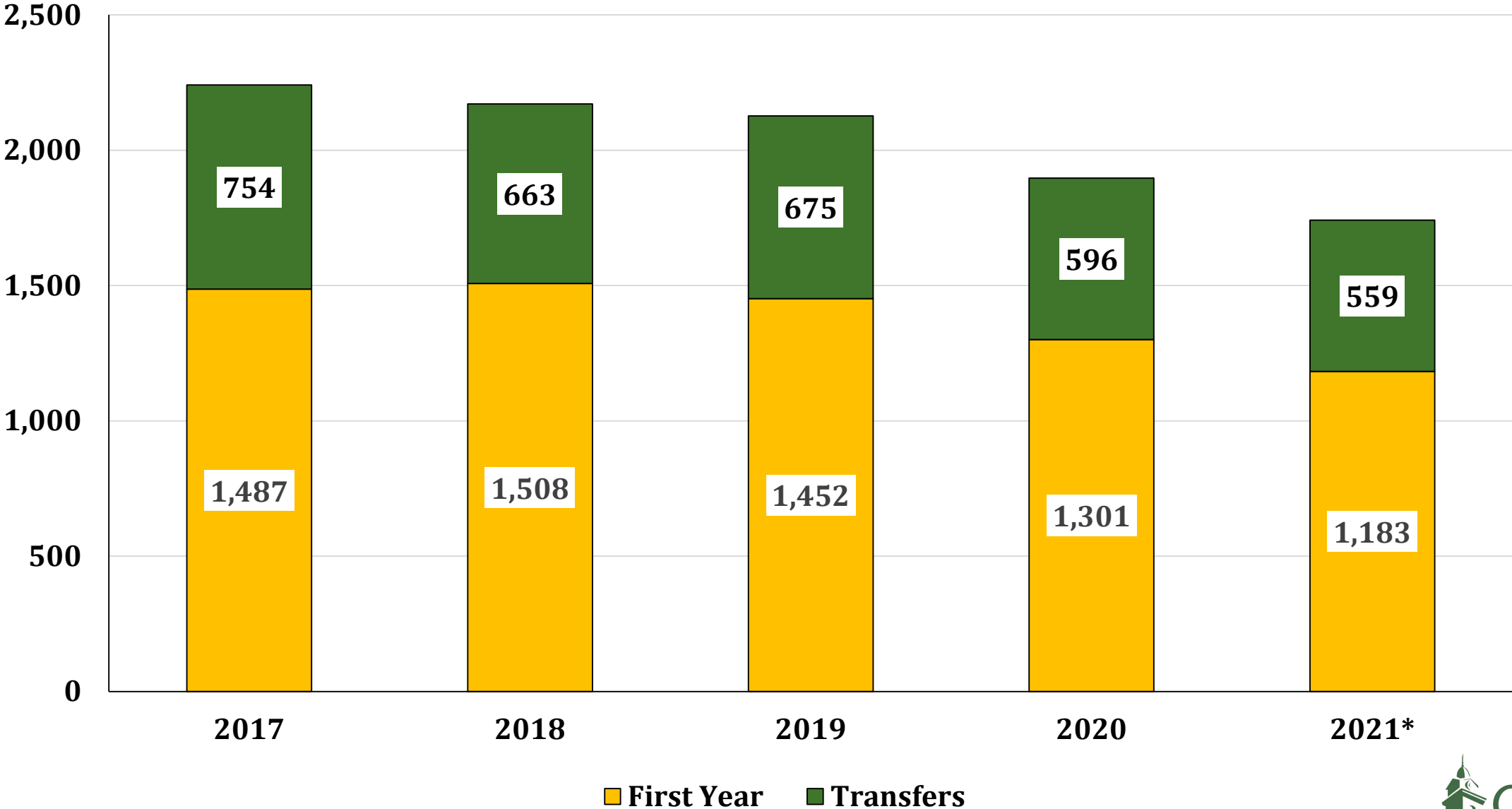
Enrollment: First-Year Students*

- 1,183
- 460 (39%) are culturally-diverse
- 429 (36%) from NYC and Long Island
- 221 (19%) from Oswego and Contiguous Counties
- 274 (23%) are STEM majors
- 93 are from outside of New York
 - 16 International students
 - 20 from Washington, DC
 - 14 from New Jersey



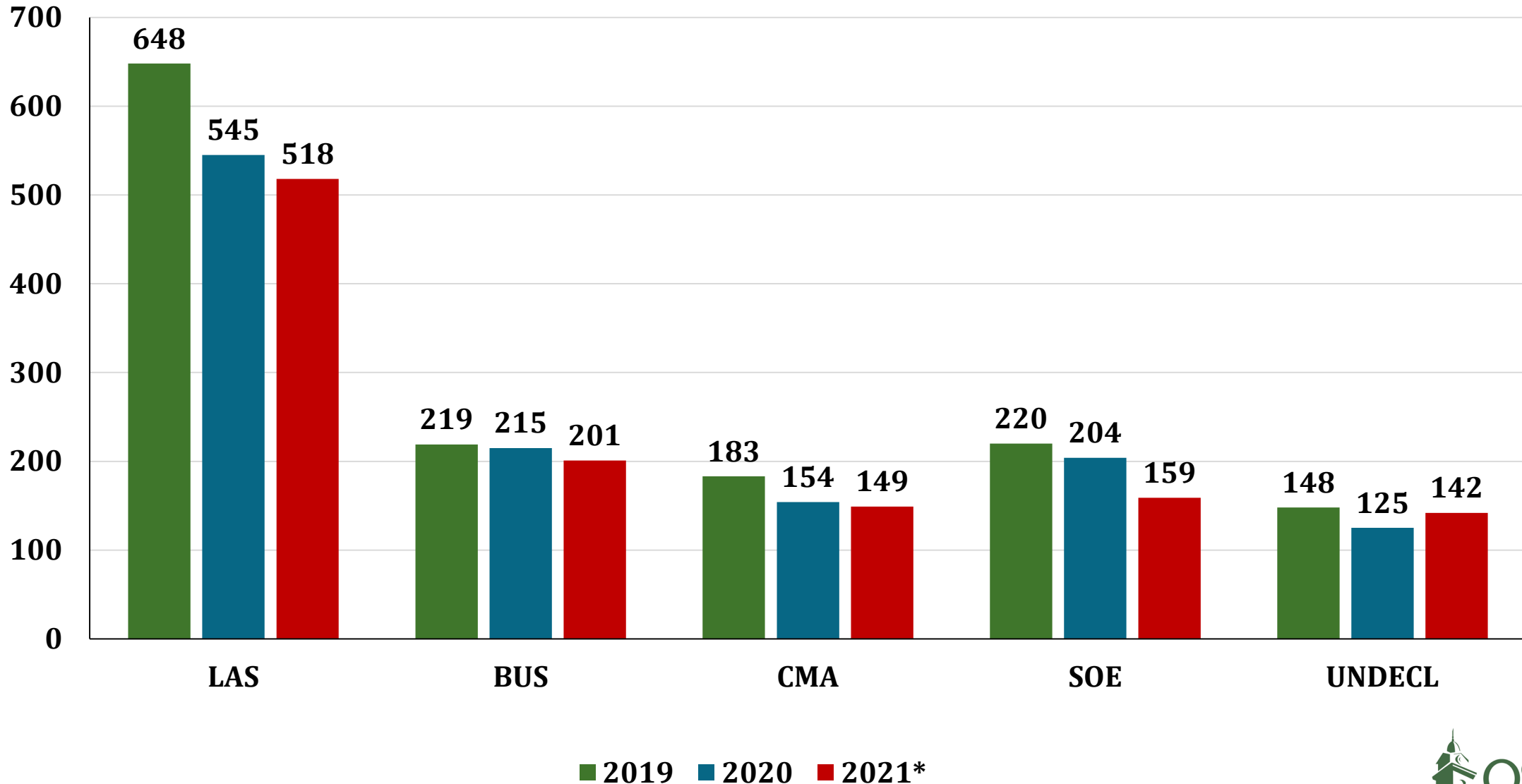
**Data preliminary, current as of September 7, 2021. Includes full-time and part-time degree-seeking students only*

New Student Enrollment First Year and Transfer Fall 2017-2021



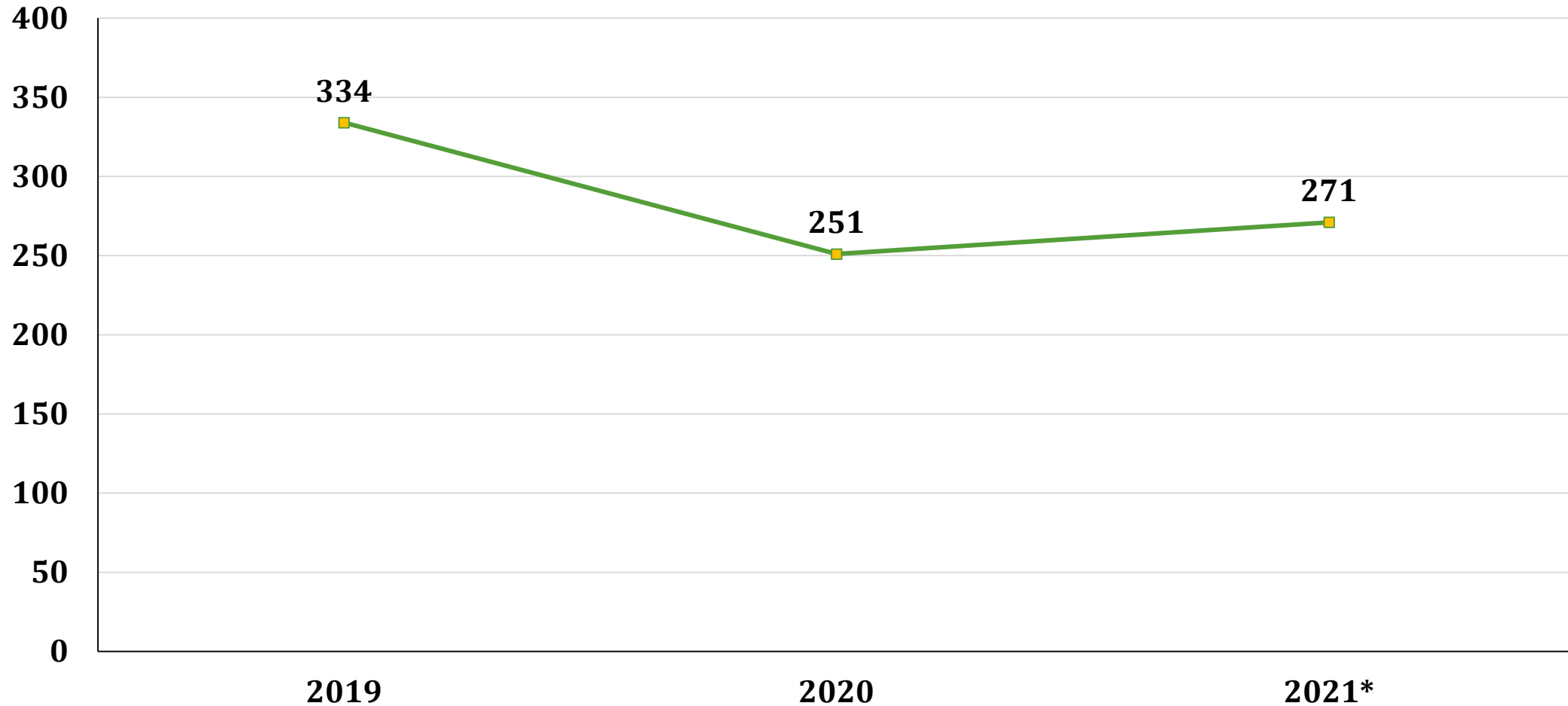
*2021 data preliminary, current as of September 7, 2021

First Year Student Enrolled by School or College 2019 – 2021 Fall Enrollment



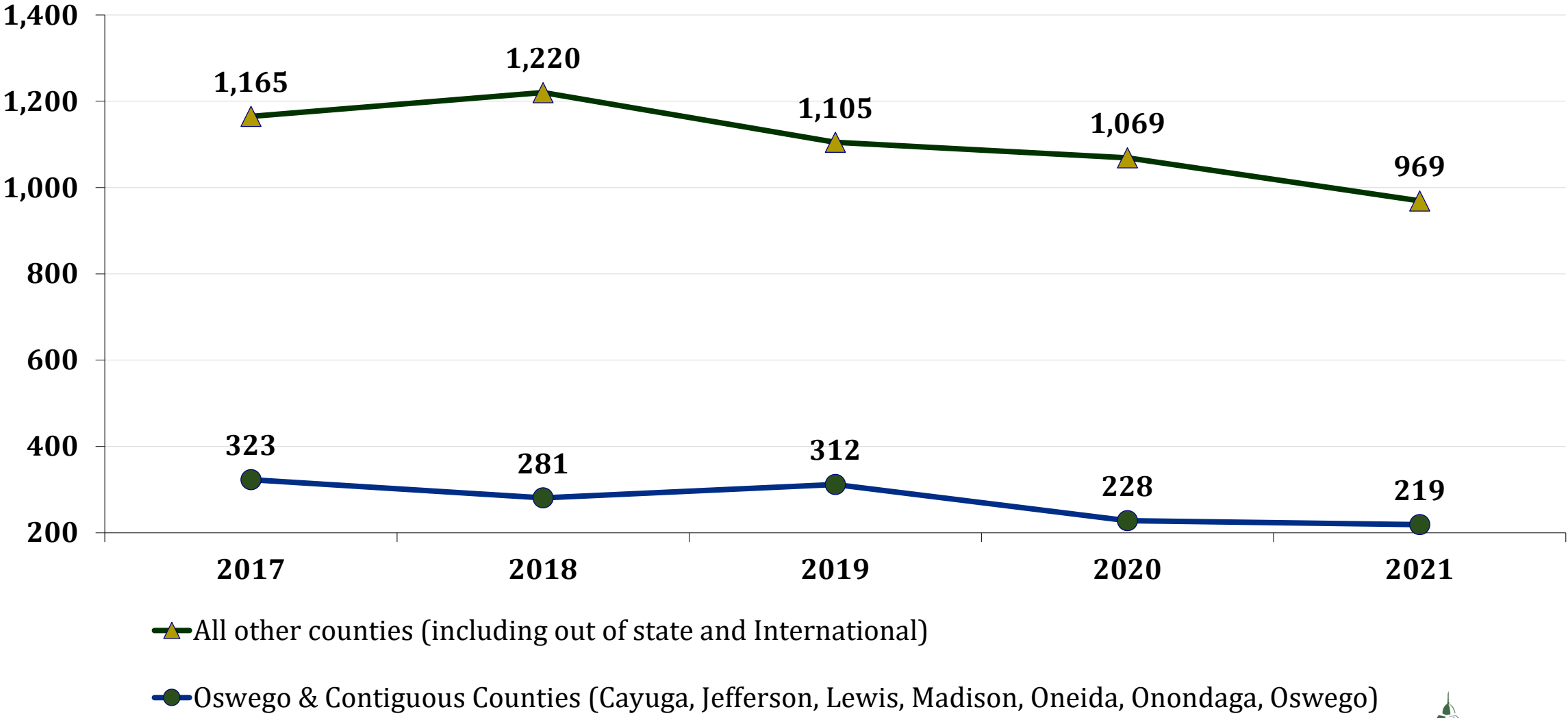
*2021 data preliminary: current as of September 7, 2021

First Year Student in STEM Majors 2019 – 2021 Fall Enrollment



*2021 data preliminary: current as of September 7, 2021

First Year Student by Region Fall 2017-2021



▲ All other counties (including out of state and International)

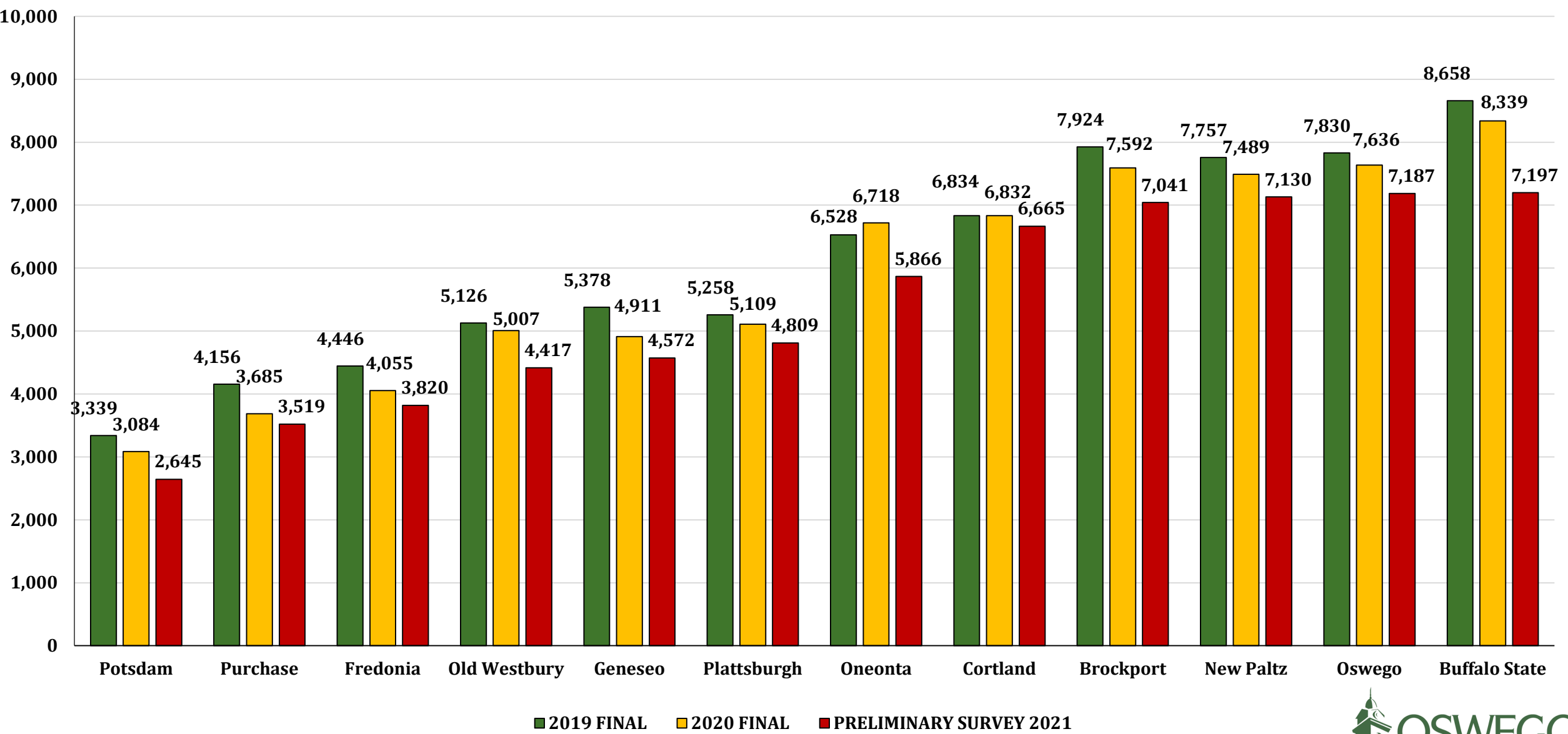
● Oswego & Contiguous Counties (Cayuga, Jefferson, Lewis, Madison, Oneida, Onondaga, Oswego)



*2021 data preliminary: current as of September 7, 2021

First Year Student Enrollment for Fall Semesters 2019-2021

SUNY Oswego compared to SUNY Comprehensives

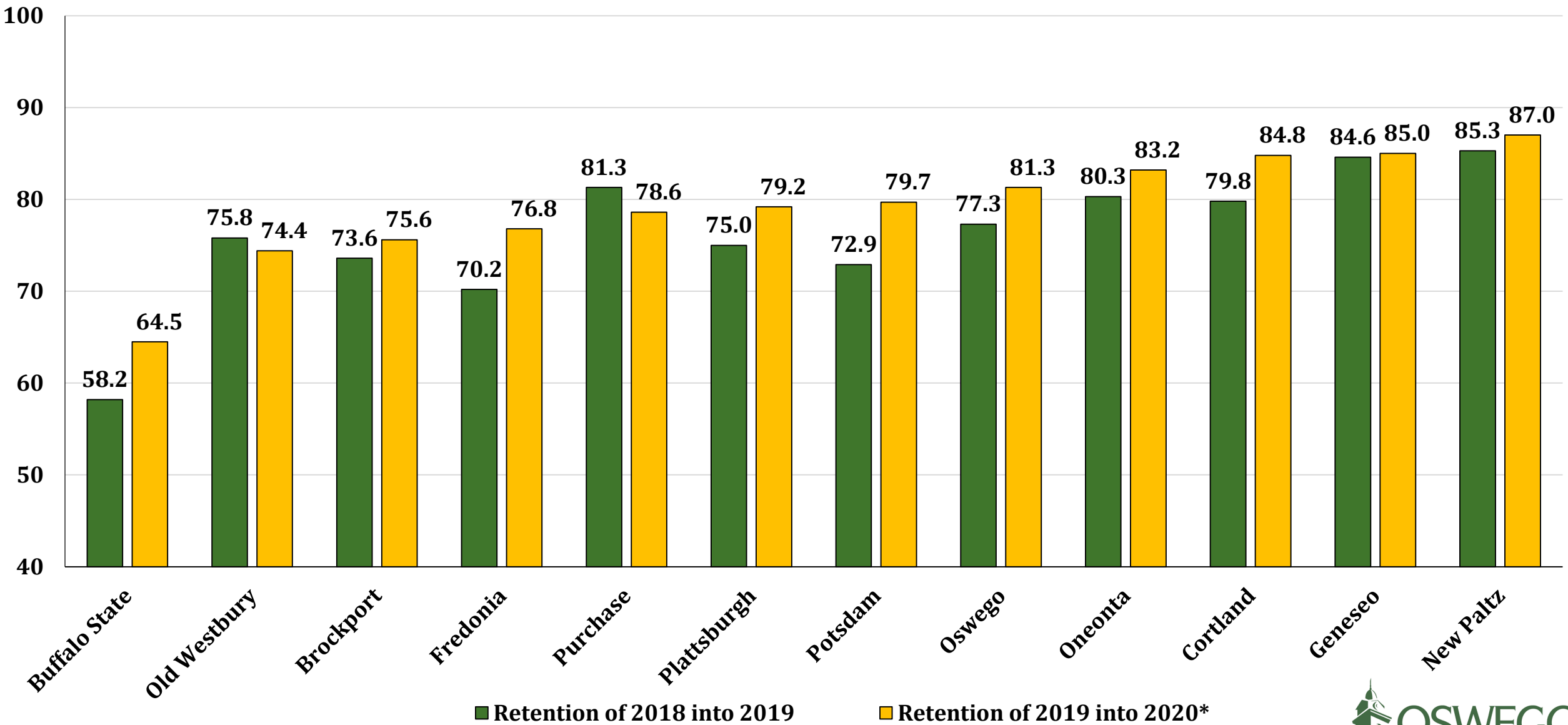


*2021 data preliminary; current as of September 2, 2021



First Year Student Retention

SUNY Oswego compared to SUNY Comprehensives

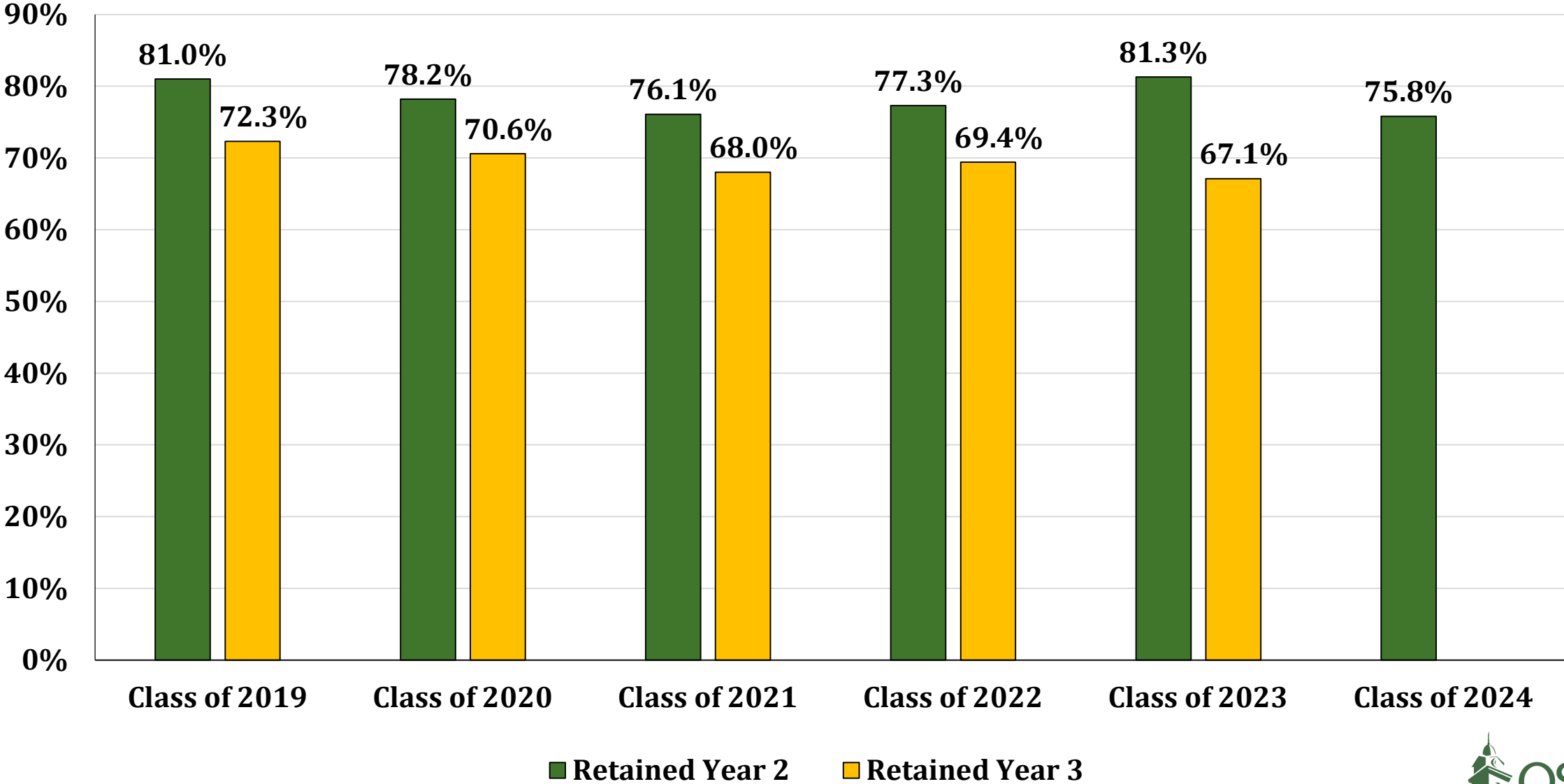


■ Retention of 2018 into 2019 ■ Retention of 2019 into 2020*

*2020 data preliminary; current as of September 2, 2021



Retention of Full Time First Year Students SUNY Oswego Class of 2019-Class of 2024



*2021 data preliminary: current as of September 2, 2021



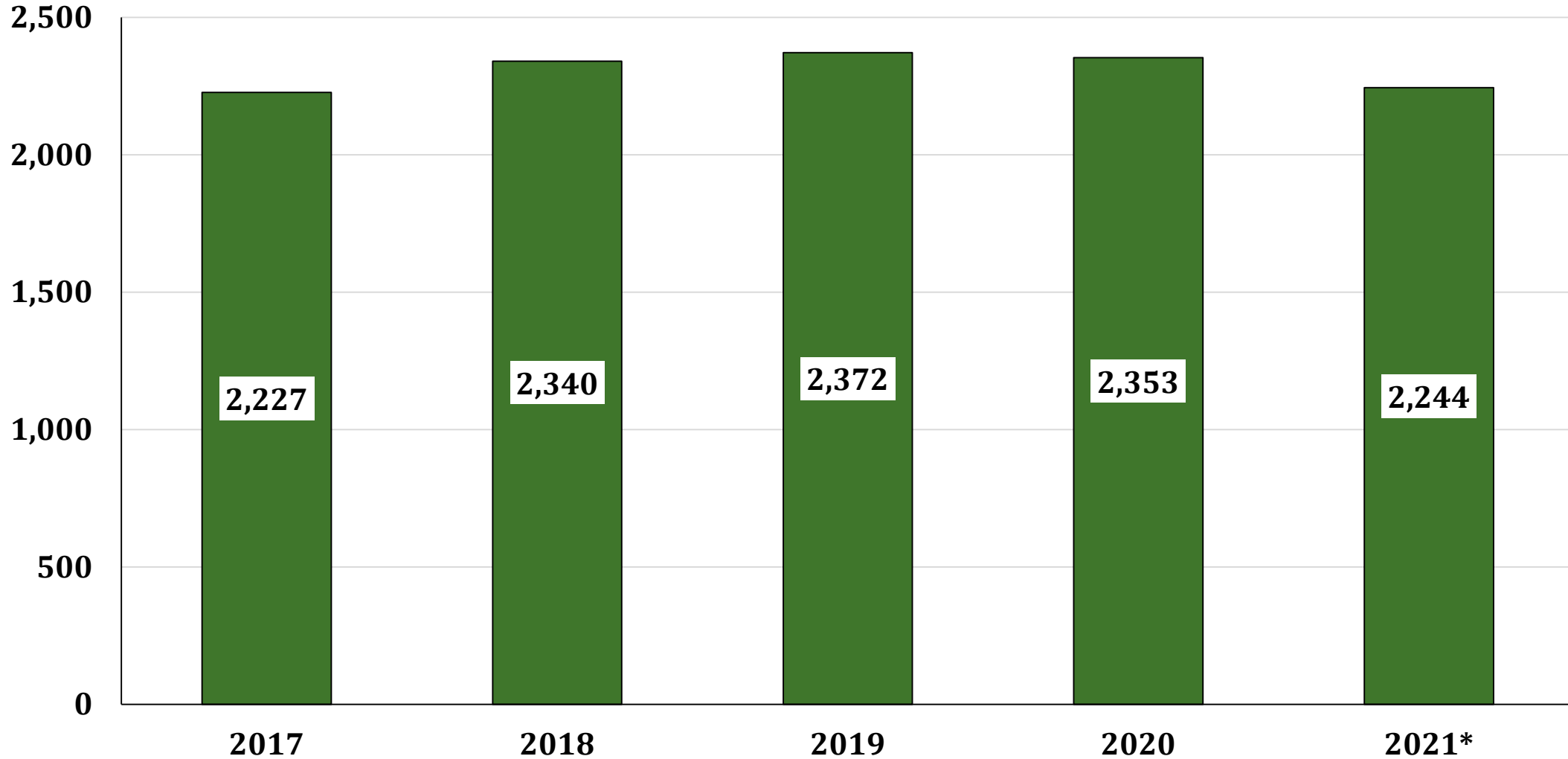
Enrollment: Undergraduate + Graduate Students*

- 7,039 expected
 - 6,151 undergraduate
 - 888 graduate
- 2,244 (32%) are culturally-diverse
- 1,910 (27%) from NYC and Long Island
- 2,153 (31%) from Oswego and contiguous counties
- 174 (2.5%) are international students from 33 different countries
- 278 (4%) of US students are from outside NY state
 - 32 states represented in our student population



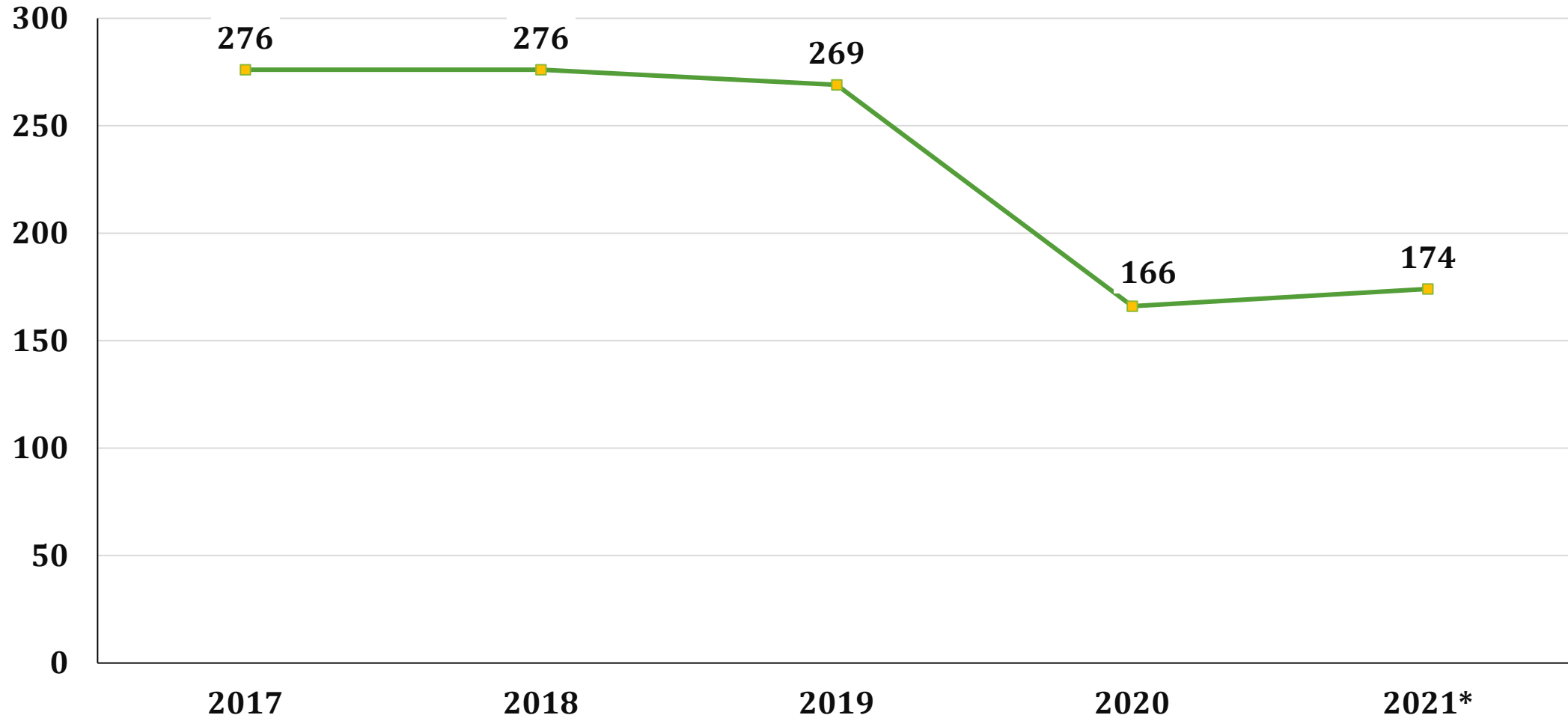
**Data preliminary, current as of September 7, 2021. Includes full-time and part-time degree-seeking students only. Excludes 95 non-degree students and 26 exchange students*

Culturally Diverse – All Students Fall 2017 – Fall 2021



*2021 data preliminary, current as of September 7, 2021

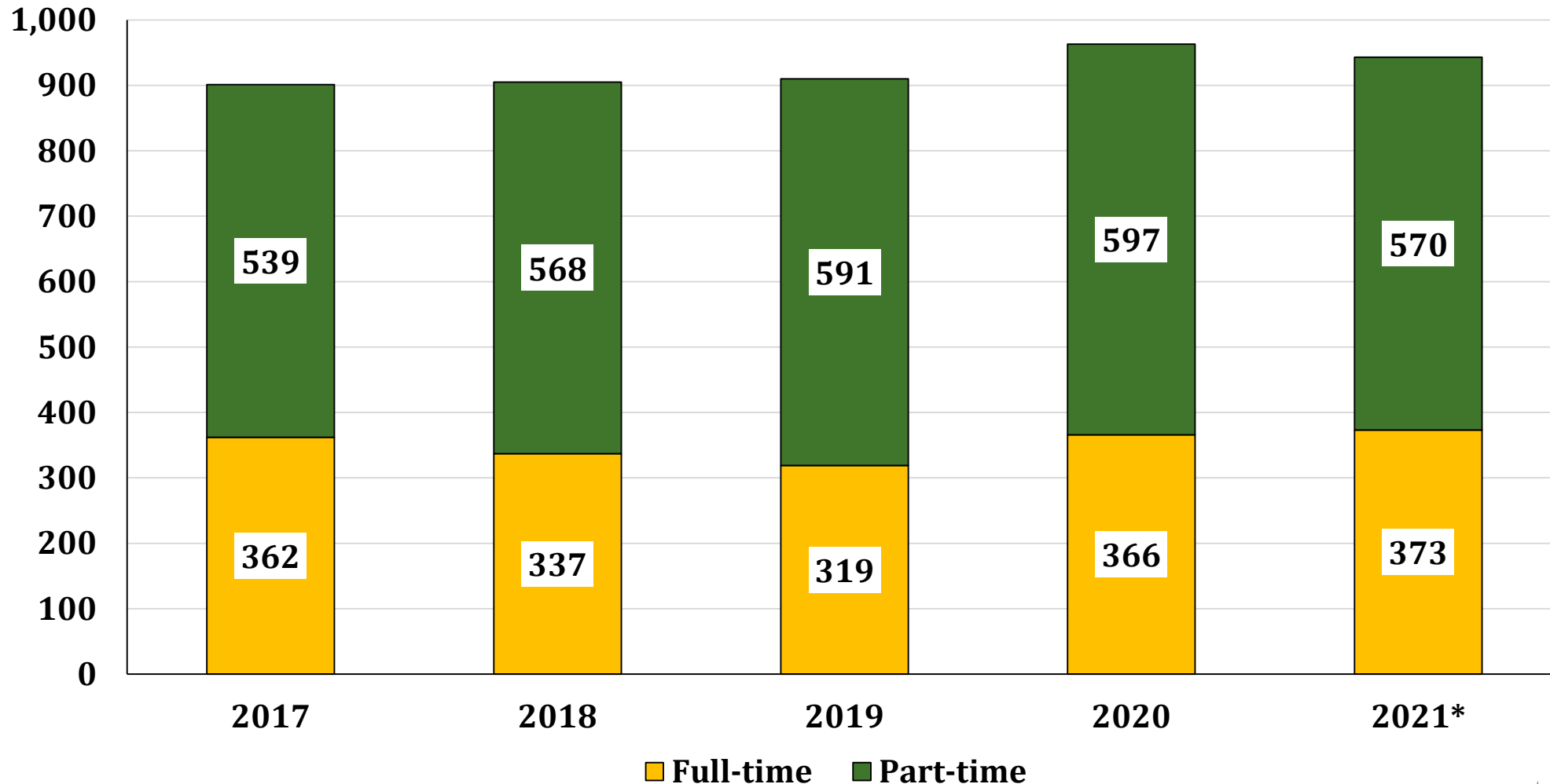
International Student Enrollment Fall 2017-2021



All data include matriculated and exchange undergraduate and graduate international students.

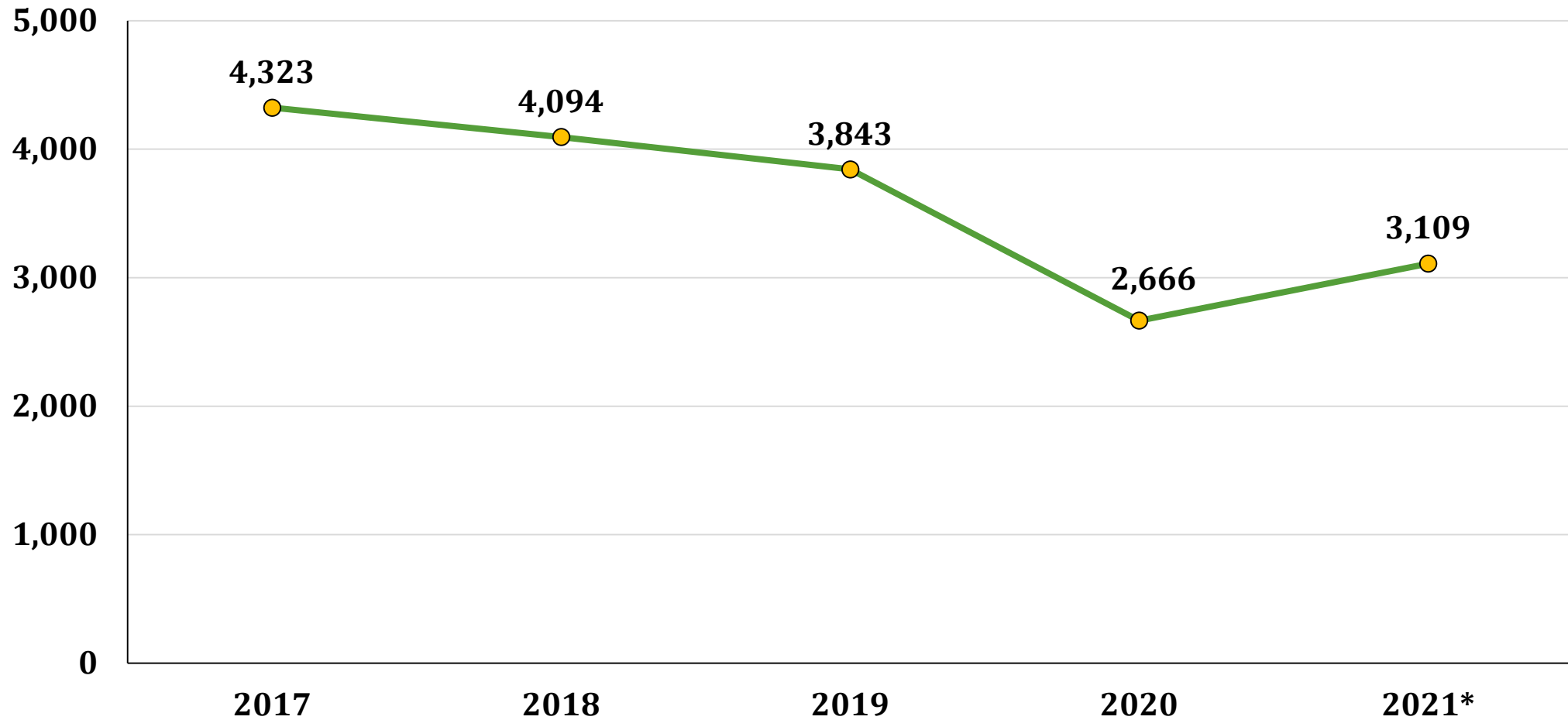
*Fall 2021 data preliminary, current as of September 7, 2021

Graduate Students by Full-time/Part-time Fall 2017-2021



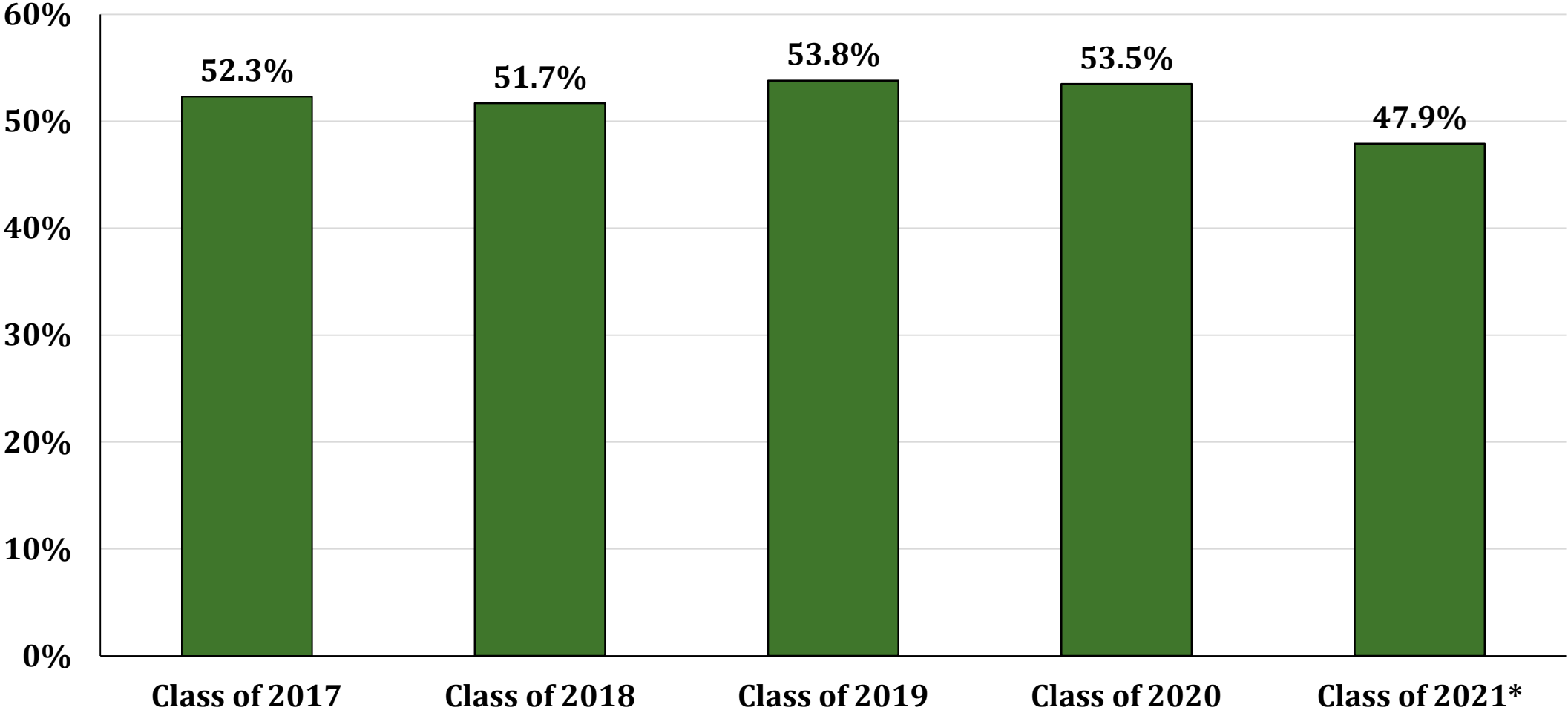
*2021 data preliminary: current as of September 10, 2021

Students Living in On-Campus Residential Housing Fall Semesters 2017-2021



*2021 data preliminary: current as of September 7, 2021

Four Year Graduation Rate Class of 2017 – Class of 2021



*Data for Class of 2021 are preliminary, current as of September 7, 2021

Updates

- New Hires & Current Searches
- COVID-19 Testing & Vaccination
- Budget and Capital Updates
- Oswego College Foundation
- Campus Updates and Initiatives



New Hires

- 31 new Faculty and Professional Staff hired 2020-2021
- 4/31(13%) = new faculty and professional staff culturally and ethnically diverse*

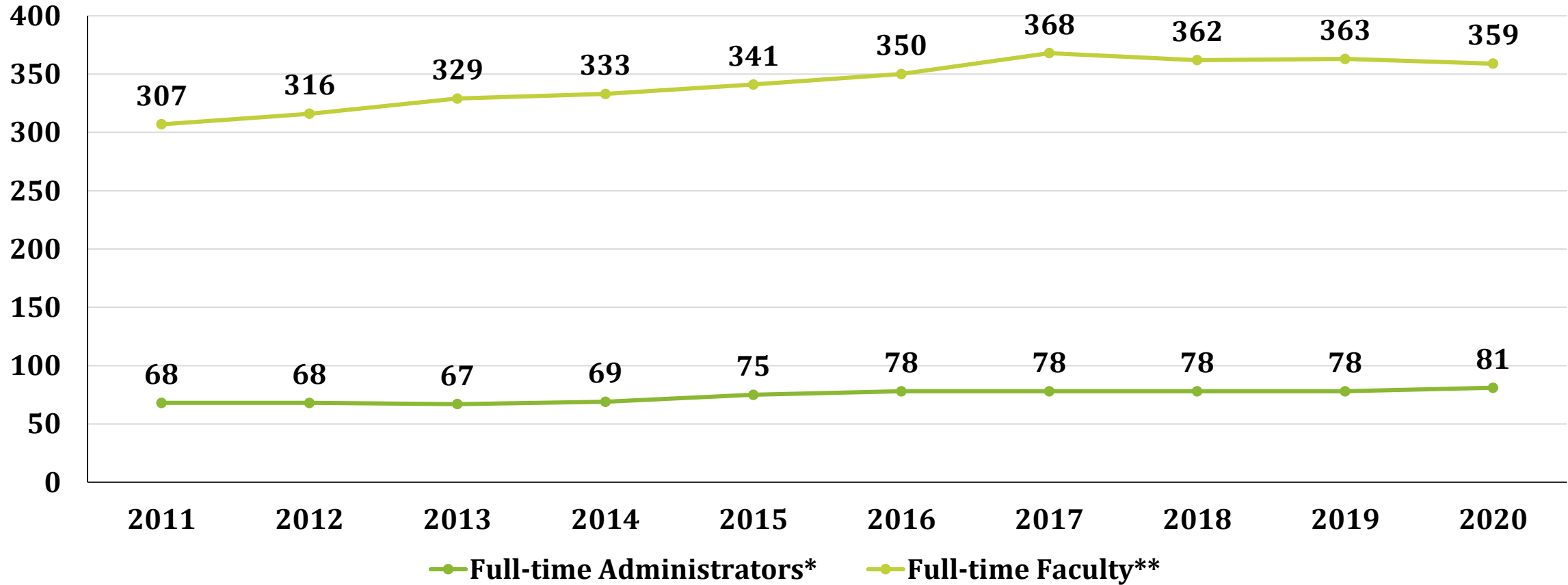


*American Indian/Alaska Native, Asian, Black, African American, Hispanic or Multicultural

Current Searches

- Faculty searches
 - Shineman Endowed Professor in Chemistry
 - Endowed Professor in Electrical and Computing Engineering
- Staff searches
 - Registry: Interim Executive Director of Enrollment Management
 - Director of Admissions
 - Director of Athletic Communication
- PRODiG
 - 2019-2020: Three PRODiG faculty members
 - 2020-2021: Two PRODiG faculty members
 - 2021-2022: Two PRODiG faculty members (searches still in process)
 - Currently have two PRODiG Fellows

Employee Trend 2011-2020



*IPEDS HR Survey, FT/PT = Fulltime; EE06=01;

**IPEDS HR Survey, FT/PT=Fulltime; IPEDS Instructional Function Description
= Exclusively credit

COVID-19 Testing and Vaccination

All employees and students are **required to test weekly** if unvaccinated or have not submitted vaccination record

Today: 29 active cases (0.39%)

COVID-19 Testing On Campus

- Aug. 12, 2020-Sep. 10, 2021: 90,983*
- Monday & Tuesday 10 am - 4 pm
- Wednesday & Thursday 8 am - 2 pm

COVID-19 Vaccination

- 85% of students compliant*
- 66% of employees vaccinated*

Vaccination clinic on campus

- [Information online](#)



*current as of September 10, 2021

COVID-19 Employee Vaccination Rates

Employee Group	Person Count	Vaccination Count	Percentage*
CSEA	322	190	59%
MC	39	34	87%
APSU	18	6	33%
UUP	846	590	70%
NYSCOBA	3	2	67%
PEF	6	2	33%
NON-STATE	205	124	60%
Total	1,439	948	66%

[Upload proof of vaccination](#)

If unvaccinated, then you must get tested weekly—[on campus](#) or off campus (submit results to hr@oswego.edu).

Currently 378 employees are out of compliance with testing.

If you are not compliant with the testing requirement, then the disciplinary process begins.

*current as of September 10, 2021

NYS Executive Budget Summary 2021-2022

23

- No Deficit Reduction Plan going forward
- Discontinuation of Maintenance of Effort (MOE) and Predictable Tuition Plan
- Excelsior support remains at current level
- TAP gap phase out by 2024-2025
 - Ceiling increased by \$500
 - Reduce the annual \$3.4m TAP gap for SUNY Oswego by 2024-2025
- EOP increased support (\$6.4m) – Oswego share TBD
- Student mental health funds restored and increased by \$2m across SUNY – Oswego share TBD
- Students with disabilities funding increased by \$2m across SUNY – Oswego share TBD
- Critical maintenance (\$550m) continued
 - Plus \$100m for program enhancement and expansion

SUNY Oswego COVID-19 Related Expenses

Item	Cost
Nurses	\$159,280
PPE	\$736,000
Student Workers	\$18,000
Wastewater Testing	\$138,652
Saliva Testing	\$2,353,085
Retrofitting	\$62,324
Other (IT, Signage, Tents)	\$388,033
Total*	\$3,855,374

*estimated as of September 10, 2021

Synopsis of Federal Relief Funding: Higher Education Emergency Relief Fund (HEERF)

Funding Source	Amount	Use	Distributed
HEERF I: CARES	\$3,622,358	Student Emergency Grants	Disbursed by 12/31/20
HEERF I: CARES	\$3,976,870	Institutional Use	Disbursed by 9/24/20
HEERF II: CRSSA	\$3,622,358	Student Emergency Grants	To be disbursed fully by 10/31/21 (99% disbursed)
HEERF II: CRSSA	\$9,764,199	Institutional Use	To be disbursed fully by 9/30/21 (50% disbursed)
HEERF III: ARP	\$11,281,137	Student Emergency Grants	Distribution plan being finalized for disbursement by 10/31/21
HEERF III: ARP	\$12,120,324	Institutional Use	Methodology TBD

*current as of September 10, 2021

Capital Updates: In Construction

- Hewitt Hall Phase I- \$18m
- Sheldon Terracotta - \$14m
- Hart Hall Upgrades - \$1.3m
- Artville/Bookville Relocation - \$1.3m



Capital Updates: In Design

- Hewitt Hall Ph. II (pre-bid) - \$38m
- Hewitt Quad - \$5m
- Rudolph Road Steam Line - \$5m
- Critical Maintenance
 - Emergency Generators - \$2.5m
 - Roofs - \$2.1m
 - HVAC - \$1.4m

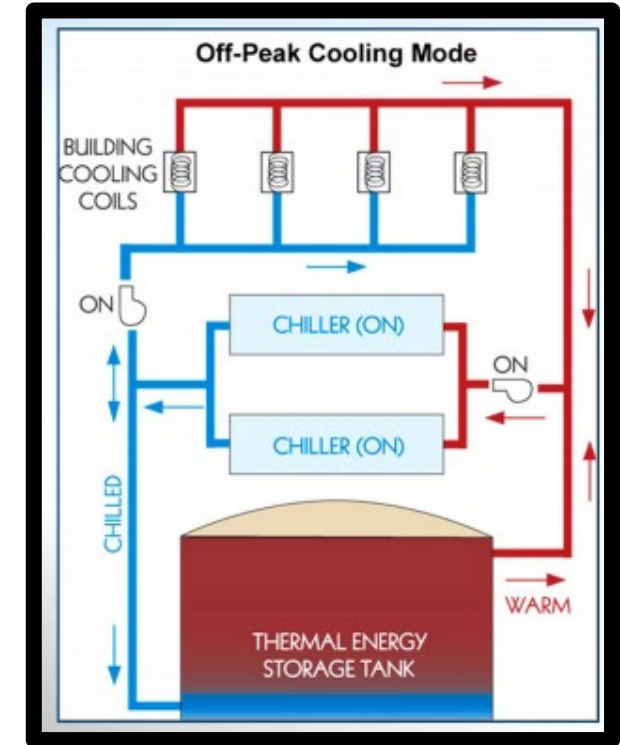
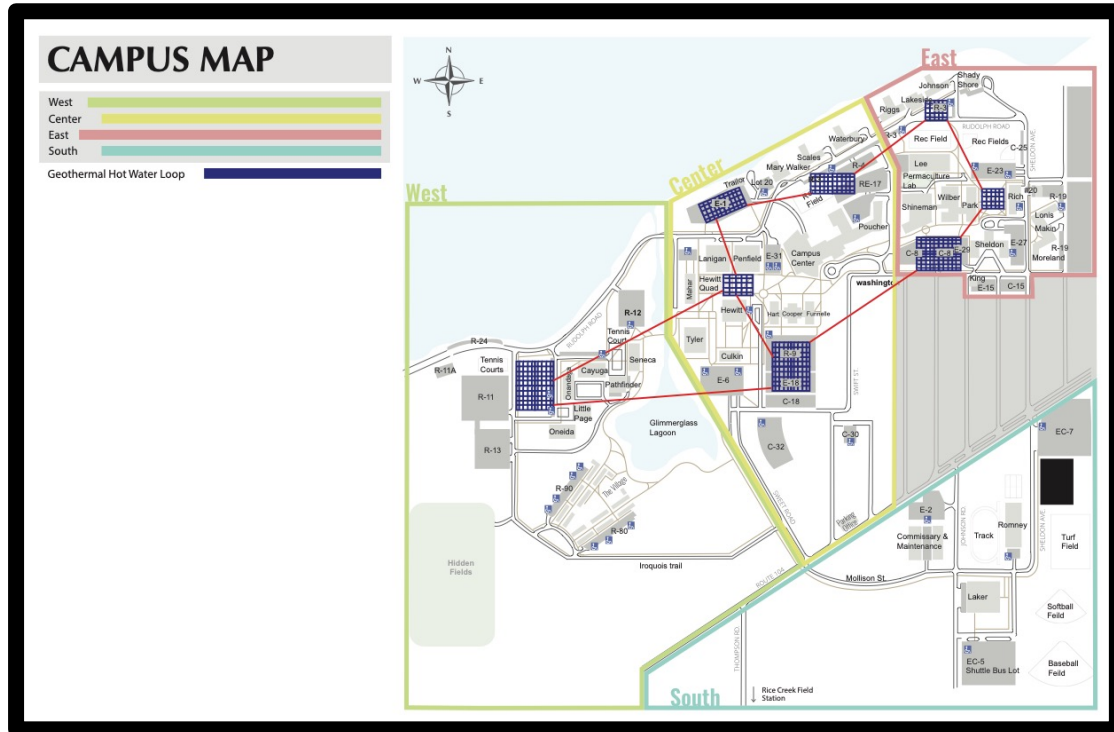


Capital Updates: Moonshot

Goal: Carbon Neutral Campus Energy

How: Build a Renewable Energy Microgrid and Geothermal Fields

- Generates electricity with local battery/power storage
- Interconnected with chilled/hot water loop
- Surplus thermal storage tanks



Oswego College Foundation

- Endowment is currently **over \$58.2 million** (historic high)
- Raised over \$8 million last fiscal year*
- OCF provided over \$3 million in support of students and campus
 - \$1.4m in student scholarship support
 - \$1.6m in support of campus programs and departments

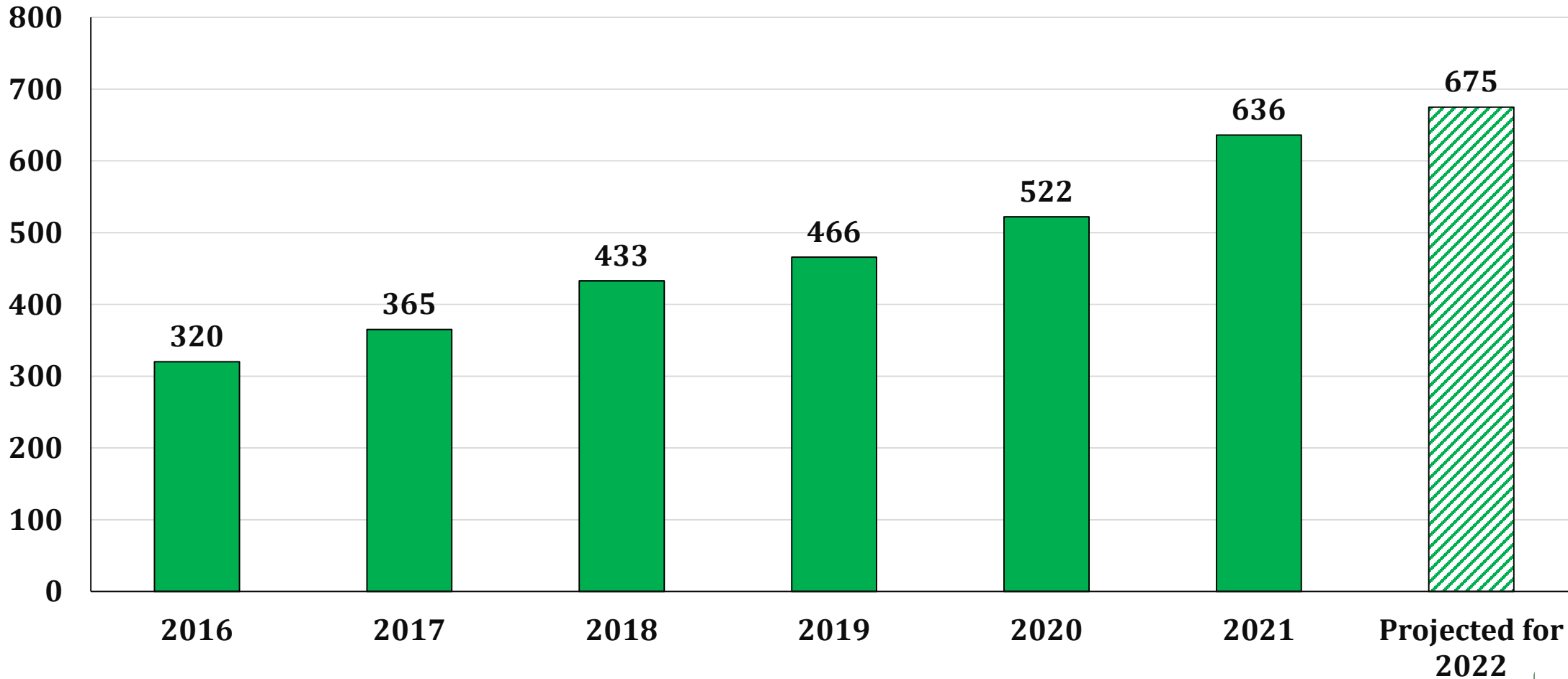


*current as of June 30, 2021

Oswego College Foundation, Inc.

Number of Donor Funded Student Scholarship Recipients

Years Ended June 30 *(with projection for 2022)*



The Path Forward



The Fund for Oswego
General Need-Based Fund
\$1,000 award for 4 years



Current Use Scholarships
\$1,000 award for 5 years



Endowed Scholarships



*current as of June 30, 2021

Middle States Self-Study Update

September 2021

- Self Study Final draft to be shared with campus community for comment ([SUNY Oswego Middle States Website](#))
- Open Sessions (virtual)
 - Sept. 20 2-3 pm
 - Sept. 27 1:30-2:30 pm
 - Sept. 30 2-3 pm

October 2021

- Open Sessions (Virtual)
 - Oct. 5 3-4 pm
 - Oct. 7 2:30-3:30 pm
- MSCHE Team Chair Visit by President Daniel Wubah, Millersville University
 - Oct 25 (Virtual)

March 6-9, 2022 (on campus)

- MSCHE Self Study Evaluation Team will visit campus



US News & World Report, 2022

- Top “Regional Universities in the North” (#50)
- Top 10 Among Public Colleges and Universities (#10)
- Top Performer for Social Mobility (#35)
- Best Colleges for Veterans (#15)



Upcoming Events



Intercollegiate Athletics Home Games
 Tuesday September 14, 2021
 Wednesday September 15, 2021



Trace by Red Sky Performance
 September 21, 2021 7 pm
 Waterman Theatre



Claudia Hernández
Oswego Reading Initiative Author
 September 27, 2021 7-9 pm
 Sheldon Hall Ballroom



ALANA Conference Events
 September 21-26, 2021



BFA '21 Student Exhibition
 through November 24, 2021
 Tyler Hall Lobby Windows

Thank you!

35

