

NACE SALARY SURVEY

Final starting salaries for Class of 2022 new college graduates
Data reported by colleges and universities

SALARIES BY MAJOR p. 7

SALARIES BY REGION p. 36

SALARIES BY CARNEGIE CLASSIFICATION p. 79

FEATURING

Actual Starting Salaries
For all Degree Levels

ASSOCIATE
BACHELOR'S
MASTER'S
DOCTORAL



TABLE OF CONTENTS

About the Survey	2
How to Read <i>Salary Survey</i>	3
Salaries Rise Steeply for the Class of 2022	4
Starting Salary by Academic Major	7
Associate Degrees	
Bachelor's Degrees	
Master's Degrees	
Doctoral Degrees	
Starting Salary by Region and Major/Bachelor's Degrees	36
Starting Salary by Carnegie Classification and Major/Bachelor's Degrees	79
Appendix	88

RESEARCH STAFF

Director of Research and Public Policy—Mary Gatta, Ph.D.
Associate Director of Research and Public Policy—Joshua Kahn, Ph.D.
Senior Research Manager—Andrea J. Koncz
Researcher—Angelena Galbraith
Researcher—Mabel Sabogal, Ph.D.
Research Coordinator—Anna Longenberger
Research Consultant—Edwin W. Koc

ABOUT THE SURVEY

The Summer 2023 *Salary Survey* report provides actual starting salaries (not projections) for the college Class of 2022 and serves as the final salary report for the Class of 2022.

The figures reported are for base salaries only and do not include bonuses, commissions, fringe benefits, or overtime rates. The report provides the detailed salaries by academic major at the associate, bachelor's, master's, and doctoral degree levels, along with breakouts by both geographic region and Carnegie Classification at the bachelor's degree level based upon the participating institutions. Data were gathered from Class of 2022 graduates through December 31, 2022, and reported to NACE through May 25, 2023.

The salary data presented here were reported to NACE through its national Class of 2022 First-Destination Survey by approximately 346 colleges and universities nationwide, and represent data for almost 828,516 graduates at the associate, bachelor's, master's, and doctoral degree levels. Most of the analysis provided here, however, focuses on the data provided for more than 90,700 bachelor's degree graduates. Of those schools providing salary information, 264 provided salary data by specific program or major; this report contains average salaries for 46 majors at the associate degree level, 266 majors at the bachelor's degree level, 211 majors at the master's degree level, and 99 majors at the doctoral degree level. A list of those institutions providing salary data by program or major can be found in the appendix of this report.

Salary Survey (ISSN 1520-8648) is available to individuals holding membership in the National Association of Colleges and Employers; it is also available on a subscription basis. The *Salary Survey* report is published two times a year—winter and summer—by the National Association of Colleges and Employers, 1 E. Broad St., Ste. 130 – 1005, Bethlehem, PA 18018-5934. For more information, see www.nacweb.org/store/subscription/salary-survey/ or contact NACE at 610.868.1421.

HOW TO READ *SALARY SURVEY*

ASSOCIATE/BACHELOR'S/MASTER'S/DOCTORAL

STARTING SALARY BY ACADEMIC MAJOR | PAGE 7

In this section, you will find the average starting salary according to the major field of study. Only majors with four or more reported salaries are shown. Refer to this section when you want to know the starting salary for a graduate holding a particular degree in a specific discipline, such as a bachelor's degree in accounting or a master's degree in business administration.

BACHELOR'S

STARTING SALARY BY REGION AND MAJOR | PAGE 36

In this section, you will find the average starting salary according to the major field of study within eight geographic regions (New England, Mideast, Great Lakes, Plains, Southeast, Southwest, Rocky Mountain, and Far West). The regional data are based upon the locations of the participating institutions that supplied information for the reported majors within each region. Only majors with five or more reported salaries are shown. Refer to this section when you want to know the starting salary for a graduate holding a bachelor's degree in a specific discipline in a regional location, such as mechanical engineering majors who attended schools in New England.

STARTING SALARY BY CARNEGIE CLASSIFICATION AND MAJOR | PAGE 79

This section shows data according to the broad categories of majors (e.g., business, engineering) within eight different Carnegie Classifications. Note: The Carnegie Classification of Institutions of Higher Education is a framework for classifying colleges and universities in the United States. The framework primarily serves educational and research purposes, where it is often important to identify groups of roughly comparable institutions. Only broad categories with five or more reported salaries are shown. Refer to this section when you want to know the starting salary for a graduate holding a bachelor's degree in a field of study at a particular type of institution, such as engineering graduates who attended schools classified as Doctoral Universities: Very High Research Activity.

SALARIES RISE STEEPLY FOR THE CLASS OF 2022

BACHELOR'S DEGREES

The overall average starting salary for Class of 2022 graduates is up 7.4%, climbing to \$60,028 from \$55,911 for the Class of 2021. This notable increase comes on the heels of the overall average salary for Class of 2021 graduates inching up just 1.2% as the job market was still experiencing the effects of the pandemic. The jump for the Class of 2022 can be attributed to the large increase in new college graduate hiring—and the competition for this talent—as NACE employers participating in the Job Outlook 2022 Spring Update survey planned a robust hiring increase of 31.6%.

Although the overall salary grew for the Class of 2022, the five highest-paid categories of majors remain in the same order as they were for the Class of 2021, with computer and information sciences topping the list at an overall average starting salary of \$86,964. However, following suit with the overall average, the average for computer and information sciences majors is now up more than 7%, after last year's average (\$81,202) was less than 1% higher than the previous year. [\(See Figure 1.\)](#)

While Class of 2021 engineering graduates saw basically no change in average starting salaries (-0.8%), their Class of 2022 counterparts enjoy a healthy increase of almost 7%, bumping up their average salary from \$71,516 to \$76,249.

The increases in average starting salary for Class of 2022 math and statistics (10.5% to \$76,186), business (8.4% to \$61,970), and health professions (8.7% to \$58,849) majors are even greater. The increases for these majors ranged from 1.4% to 2.9% for Class of 2021 graduates.

FIGURE 1: TOP-PAID CATEGORIES OF MAJORS AMONG CLASS OF 2022 BACHELOR'S DEGREE GRADUATES

BROAD CATEGORY	AVERAGE STARTING SALARY CLASS OF 2022	AVERAGE STARTING SALARY CLASS OF 2021	% CHANGE
Computer & Information Sciences	\$86,964	\$81,202	7.1%
Engineering	\$76,249	\$71,516	6.6%
Mathematics & Statistics	\$76,186	\$68,929	10.5%
Business	\$61,970	\$57,186	8.4%
Health Professions & Related Programs	\$58,849	\$54,133	8.7%

Six of the 10 highest-paid individual bachelor's degree majors for the Class of 2022 appeared on the same list last year, but in most cases, their average starting salaries are significantly higher this year. [\(See Figure 2.\)](#)

Among these top-paid majors, petroleum engineering (14.4% to \$86,830), systems engineering (13.7% to \$79,773), applied mathematics (12.0% to \$77,359), electrical and computer engineering (11.8% to \$97,940, the highest salary on this list), and computer science (10.6% to \$95,456) all have increases to their average starting salary that exceed 10%, underscoring the strength of starting salaries for the Class of 2022.

FIGURE 2: TOP-PAID INDIVIDUAL MAJORS AMONG CLASS OF 2022 BACHELOR'S DEGREE GRADUATES

MAJOR	AVERAGE STARTING SALARY CLASS OF 2022	AVERAGE STARTING SALARY CLASS OF 2021	% CHANGE
Electrical & Computer Engineering	\$97,940	\$87,610	11.8%
Computer Science	\$95,456	\$86,281	10.6%
Computer Engineering	\$90,255	\$88,158	2.4%
Petroleum Engineering	\$86,830	\$75,917	14.4%
Computer & Information Science	\$83,399	\$79,267	5.2%
Statistics	\$81,595	\$75,457	8.1%
Electrical, Electronics, and Communications Engineering	\$81,077	\$78,148	3.7%
Systems Engineering	\$79,773	\$70,173	13.7%
Pharmacy, Pharmaceutical Sciences, & Administration	\$77,458	\$73,843	4.9%
Applied Mathematics	\$77,359	\$69,081	12.0%

MASTER'S DEGREES

Like Class of 2022 bachelor's degree graduates, master's degree graduates from this class have average starting salaries that are substantially higher than those for the Class of 2021. In examining the top-paid master's degree categories of majors, STEM and business disciplines dominate the list. [\(See Figure 3.\)](#)

Computer and information sciences graduates are the highest paid with an overall average starting salary of \$105,894, up 3% over last year's average. Engineering (5.5% to \$98,036) and engineering technologies (7.5% to \$90,607) graduates also have average starting salaries that have risen.

Class of 2022 business majors who earned master's degrees show the highest bump in average starting salaries, as their overall average rose 12% to \$87,976. Driving this increase in salaries is the average salary for M.B.A. graduates, which is up by 12.4%.

The average starting salary for math and statistics master's degree graduates (\$83,444) is 6.5% higher, a sizable improvement from the 3% decrease for these majors from the Class of 2021.

FIGURE 3: TOP-PAID CATEGORIES OF MAJORS AMONG CLASS OF 2022 MASTER'S DEGREE GRADUATES

BROAD CATEGORY	AVERAGE STARTING SALARY CLASS OF 2022	AVERAGE STARTING SALARY CLASS OF 2021	% CHANGE
Computer & Information Sciences	\$105,894	\$102,782	3.0%
Engineering	\$98,036	\$92,889	5.5%
Engineering Technologies	\$90,607	\$84,292	7.5%
Business	\$87,976	\$78,545	12.0%
Mathematics & Statistics	\$83,444	\$78,370	6.5%

Average starting salaries have increased across the board for the top-paid individual majors at the master's degree level, with some increases in the double-digits. (See Figure 4.)

General business majors at the master's degree level did not appear on last year's top-paid list, but their 34.6% increase in average starting salary to \$110,700 puts them fourth on this year's list.

Other master's degree majors with increases that top 10% include computer software and media applications (20.3% to \$107,025), systems engineering (13.9% to \$109,926), and M.B.A. (12.4% to \$95,198).

With an average starting salary of \$122,903, computer engineering majors are the top-paid major at the master's level. The salary reflects an 8.1% increase over the average for the Class of 2021.

FIGURE 4: TOP-PAID INDIVIDUAL MAJORS AMONG CLASS OF 2022 MASTER'S DEGREE GRADUATES

MAJOR	AVERAGE STARTING SALARY CLASS OF 2022	AVERAGE STARTING SALARY CLASS OF 2021	% CHANGE
Computer Engineering	\$122,903	\$113,711	8.1%
Computer Science	\$117,591	\$111,165	5.8%
Computer & Information Science	\$110,731	\$109,191	1.4%
Business, General	\$110,700	\$82,253	34.6%
Systems Engineering	\$109,926	\$96,504	13.9%
Computer Software and Media Applications	\$107,025	\$88,985	20.3%
Management Information Systems	\$100,468	\$92,176	9.0%
Electrical, Electronics, and Communications Engineering	\$100,291	\$97,808	2.5%
Computer/Information Technology Administration and Management	\$97,675	\$91,548	6.7%
M.B.A.	\$95,198	\$84,696	12.4%

NACE will publish the Winter 2024 *Salary Survey* report in January 2024. It will show starting salary projections from NACE employers for the Class of 2024. Employer hiring projections for the Class of 2024 will be provided in late November 2023 in NACE's *Job Outlook 2024* report.

STARTING SALARY BY ACADEMIC MAJOR

STARTING SALARY BY ACADEMIC MAJOR — ASSOCIATE

AVERAGE SALARIES BY DISCIPLINE/ASSOCIATE DEGREES

BROAD CATEGORY	# OF SALARIES	MEAN	25TH PERCENTILE	MEDIAN	75TH PERCENTILE
Agriculture	29	\$34,233	\$27,480	\$32,240	\$37,560
Computer and Information Sciences and Support Services	191	\$50,888	\$51,427	\$51,427	\$51,427
Personal and Culinary Services	8	\$48,310	\$35,159	\$56,200	\$56,200
Education	53	\$34,029	\$33,365	\$33,365	\$33,530
Engineering	6	\$51,219	\$51,438	\$51,438	\$51,500
Engineering Technologies	58	\$51,807	\$42,747	\$46,575	\$68,250
Legal Studies	36	\$38,740	\$40,802	\$40,802	\$40,802
Liberal Arts and Sciences, General Studies, and Humanities	47	\$39,821	\$35,000	\$36,477	\$48,756
Multi/Interdisciplinary Studies	25	\$53,586	\$55,794	\$55,794	\$55,794
Psychology	7	\$39,116	\$37,222	\$39,874	\$39,874
Homeland Security, Law Enforcement, Firefighting, and Related Protective Services	238	\$48,159	\$46,415	\$46,415	\$46,415
Public Administration and Social Service Professions	28	\$35,963	\$36,107	\$36,107	\$36,107
Social Sciences	56	\$41,787	\$41,638	\$41,638	\$41,638
Construction Trades	9	\$52,169	\$52,190	\$52,190	\$52,190
Mechanic and Repair Technologies	54	\$51,703	\$48,867	\$52,283	\$56,379
Transportation and Materials Moving	64	\$76,636	\$77,520	\$77,520	\$77,520
Visual and Performing Arts	8	\$55,655	\$53,432	\$61,000	\$61,000
Health Professions and Related Programs	588	\$47,071	\$40,105	\$44,452	\$54,006
Business, Management, Marketing, and Related Support Services	493	\$52,668	\$48,662	\$48,662	\$58,959

STARTING SALARY BY ACADEMIC MAJOR – ASSOCIATE

ASSOCIATE DEGREES/STARTING SALARY BY ACADEMIC MAJOR

ACADEMIC MAJOR	# OF SALARIES	MEAN	25TH PERCENTILE	MEDIAN	75TH PERCENTILE
AGRICULTURE	29	\$34,233	\$27,480	\$32,240	\$37,560
Agricultural Business and Management	4	\$43,300	\$41,067	\$41,067	\$45,533
Agricultural Mechanization	4	\$37,560	\$37,560	\$37,560	\$37,560
Agricultural Production Operations	4	\$28,925	\$27,604	\$30,247	\$30,247
Applied Horticulture	6	\$33,969	\$31,720	\$32,240	\$35,360
Animal Sciences	4	\$23,100	\$18,720	\$23,100	\$27,480
COMPUTER and INFORMATION SCIENCES and SUPPORT SERVICES	191	\$50,888	\$51,427	\$51,427	\$51,427
Computer Programming	4	\$37,544	\$37,544	\$37,544	\$37,544
Computer/Information Technology Administration and Management	183	\$51,283	\$51,427	\$51,427	\$51,427
PERSONAL AND CULINARY SERVICES	8	\$48,310	\$35,159	\$56,200	\$56,200
Culinary Arts	8	\$48,310	\$35,159	\$56,200	\$56,200
EDUCATION	53	\$34,029	\$33,365	\$33,365	\$33,530
Education, General	21	\$36,973	\$29,771	\$36,260	\$36,260
Teacher Education, Specific Levels and Methods	32	\$32,098	\$33,365	\$33,365	\$33,365
ENGINEERING	6	\$51,219	\$51,438	\$51,438	\$51,500
*insufficient data by major					
ENGINEERING TECHNOLOGIES	58	\$51,807	\$42,747	\$46,575	\$68,250
Civil Engineering Technologies	4	\$60,000	\$52,000	\$63,120	\$68,000
Electrical Engineering Technologies	7	\$53,320	\$42,747	\$42,747	\$77,500
Environmental Control Technologies	10	\$63,496	\$68,250	\$68,250	\$68,250
Industrial Production Technologies	9	\$63,587	\$55,340	\$69,500	\$69,500
Mechanical Engineering-Related Technologies	7	\$32,749	\$32,952	\$32,952	\$32,952
Construction Engineering Technologies	8	\$45,840	\$45,840	\$45,840	\$45,840
LEGAL STUDIES	36	\$38,740	\$40,802	\$40,802	\$40,802
Legal Support Services	35	\$39,298	\$40,802	\$40,802	\$40,802
LIBERAL ARTS and SCIENCES, GENERAL STUDIES, and HUMANITIES	47	\$39,821	\$35,000	\$36,477	\$48,756
Liberal Arts and Sciences, General Studies, and Humanities	47	\$39,821	\$35,000	\$36,477	\$48,756
MULTI/INTERDISCIPLINARY STUDIES	25	\$53,586	\$55,794	\$55,794	\$55,794
Multi/Interdisciplinary Studies	22	\$55,613	\$55,794	\$55,794	\$55,794
PSYCHOLOGY	7	\$39,116	\$37,222	\$39,874	\$39,874
Psychology	7	\$39,116	\$37,222	\$39,874	\$39,874
HOMELAND SECURITY, LAW ENFORCEMENT, FIREFIGHTING, and RELATED PROTECTIVE SERVICES	238	\$48,159	\$46,415	\$46,415	\$46,415
Criminal Justice and Corrections	200	\$46,140	\$46,415	\$46,415	\$46,415
Fire Protection	38	\$58,783	\$60,021	\$60,021	\$60,021

STARTING SALARY BY ACADEMIC MAJOR — ASSOCIATE

ASSOCIATE DEGREES/STARTING SALARY BY ACADEMIC MAJOR

ACADEMIC MAJOR	# OF SALARIES	MEAN	25TH PERCENTILE	MEDIAN	75TH PERCENTILE
PUBLIC ADMINISTRATION and SOCIAL SERVICE PROFESSIONS	28	\$35,963	\$36,107	\$36,107	\$36,107
Public Administration and Social Services	22	\$36,107	\$36,107	\$36,107	\$36,107
Social Work	6	\$35,433	\$34,600	\$34,600	\$34,600
SOCIAL SCIENCES	56	\$41,787	\$41,638	\$41,638	\$41,638
Criminology	55	\$41,638	\$41,638	\$41,638	\$41,638
CONSTRUCTION TRADES	9	\$52,169	\$52,190	\$52,190	\$52,190
Mason/Masonry	8	\$52,190	\$52,190	\$52,190	\$52,190
MECHANIC AND REPAIR TECHNOLOGIES	54	\$51,703	\$48,867	\$52,283	\$56,379
Electrical/Electronics Maintenance and Repair Technology	6	\$48,867	\$48,867	\$48,867	\$48,867
Heavy/Industrial Equipment Maintenance Technologies	14	\$52,283	\$52,283	\$52,283	\$52,283
Vehicle Maintenance and Repair Technologies	34	\$51,965	\$31,643	\$56,379	\$72,235
TRANSPORTATION and MATERIALS MOVING	64	\$76,636	\$77,520	\$77,520	\$77,520
Air Transportation	64	\$76,636	\$77,520	\$77,520	\$77,520
VISUAL and PERFORMING ARTS	8	\$55,655	\$53,432	\$61,000	\$61,000
Design and Applied Arts	7	\$58,838	\$61,000	\$61,000	\$61,000
HEALTH PROFESSIONS and RELATED PROGRAMS	588	\$47,071	\$40,105	\$44,452	\$54,006
Dental Support Services	6	\$42,109	\$33,280	\$36,608	\$38,000
Health and Medical Administrative Services	27	\$46,673	\$47,500	\$47,902	\$49,920
Allied Health and Medical Assisting Services	26	\$43,241	\$37,679	\$50,152	\$50,152
Allied Health Diagnostic, Intervention, and Treatment Professions	46	\$50,766	\$46,940	\$49,592	\$57,277
Clinical/Medical Laboratory Sciences	9	\$39,178	\$31,956	\$42,484	\$45,531
Mental and Social Health Services	24	\$51,664	\$39,780	\$59,237	\$59,237
Rehabilitation and Therapeutic Professions	12	\$51,869	\$50,989	\$52,750	\$52,750
Registered Nursing	183	\$54,551	\$44,452	\$54,277	\$57,079
Practical Nursing	12	\$48,558	\$41,309	\$52,400	\$53,498
BUSINESS, MANAGEMENT, MARKETING, and RELATED SUPPORT SERVICES	493	\$52,668	\$48,662	\$48,662	\$58,959
Business, General	193	\$49,377	\$48,662	\$48,662	\$48,662
Business Administration/Management	214	\$58,342	\$58,959	\$58,959	\$58,959
Accounting	62	\$45,564	\$46,855	\$46,855	\$46,855
Business Operations Support and Assistant Services	10	\$38,196	\$34,320	\$40,000	\$40,000
Human Resources Management	4	\$52,192	\$44,502	\$59,883	\$59,883
Specialized Sales and Merchandising	5	\$64,104	\$64,104	\$64,104	\$64,104

STARTING SALARY BY ACADEMIC MAJOR – BACHELOR'S

AVERAGE SALARIES BY DISCIPLINE/BACHELOR'S DEGREES

BROAD CATEGORY	# OF SALARIES	MEAN	25TH PERCENTILE	MEDIAN	75TH PERCENTILE
Agriculture	1,581	\$46,488	\$39,111	\$46,250	\$52,500
Natural Resources	937	\$44,194	\$35,516	\$41,725	\$50,265
Architecture and Related Services	642	\$54,610	\$50,004	\$54,956	\$61,577
Area, Ethnic, Cultural, Gender, and Group Studies	264	\$48,975	\$37,440	\$48,483	\$59,000
Communication, Journalism, and Related Programs	3,636	\$47,065	\$42,843	\$46,974	\$52,227
Communications Technologies	94	\$47,977	\$38,480	\$44,166	\$56,493
Computer and Information Sciences and Support Services	5,515	\$86,964	\$69,638	\$82,383	\$104,876
Personal and Culinary Services	10	\$46,876	\$36,500	\$36,750	\$67,833
Education	3,598	\$41,573	\$38,459	\$41,659	\$44,292
Engineering	12,685	\$76,249	\$68,208	\$73,000	\$79,050
Engineering Technologies	1,177	\$65,709	\$62,350	\$66,913	\$69,859
Foreign Languages, Literatures, and Linguistics	505	\$47,875	\$37,820	\$44,000	\$56,000
Family and Consumer Sciences/Human Sciences	955	\$42,704	\$37,470	\$41,768	\$47,557
Legal Studies	175	\$49,818	\$47,851	\$47,851	\$50,901
English Language and Literature/Letters	847	\$43,678	\$38,587	\$43,750	\$48,895
Liberal Arts and Sciences, General Studies, and Humanities	1,265	\$58,179	\$44,799	\$58,488	\$75,485
Biological and Biomedical Sciences	3,335	\$42,859	\$36,994	\$42,413	\$46,868
Mathematics and Statistics	1,437	\$76,186	\$60,000	\$74,600	\$86,000
Military Technologies	54	\$71,024	\$71,388	\$71,388	\$71,388
Multi/Interdisciplinary Studies	1,779	\$56,588	\$43,000	\$52,756	\$68,500
Parks, Recreation, Leisure, and Fitness Studies	952	\$40,568	\$35,421	\$39,667	\$45,000
Philosophy and Religious Studies	262	\$49,262	\$38,320	\$46,033	\$60,000
Theology and Religious Vocations	70	\$36,593	\$30,713	\$35,180	\$42,667
Physical Sciences	870	\$56,479	\$43,987	\$53,886	\$66,000
Science Technologies/Technicians	30	\$49,298	\$37,718	\$37,718	\$56,160
Psychology	2,963	\$42,125	\$37,166	\$40,469	\$45,667
Homeland Security, Law Enforcement, Firefighting, and Related Protective Services	1,423	\$49,105	\$40,375	\$47,920	\$52,500
Public Administration and Social Service Professions	1,038	\$48,112	\$37,537	\$41,880	\$61,098
Social Sciences	5,505	\$57,022	\$45,250	\$54,428	\$67,500
Construction Trades	16	\$61,875	\$63,857	\$63,857	\$63,857
Mechanic and Repair Technologies	20	\$76,569	\$80,801	\$80,801	\$80,801
Transportation and Materials Moving	402	\$59,927	\$47,833	\$55,706	\$75,000
Visual and Performing Arts	2,146	\$43,988	\$35,360	\$43,045	\$49,800
Health Professions and Related Programs	7,505	\$58,849	\$48,000	\$59,979	\$65,512
Business, Management, Marketing, and Related Support Services	26,480	\$61,970	\$52,800	\$60,190	\$68,212
History	591	\$46,663	\$38,333	\$47,722	\$55,000

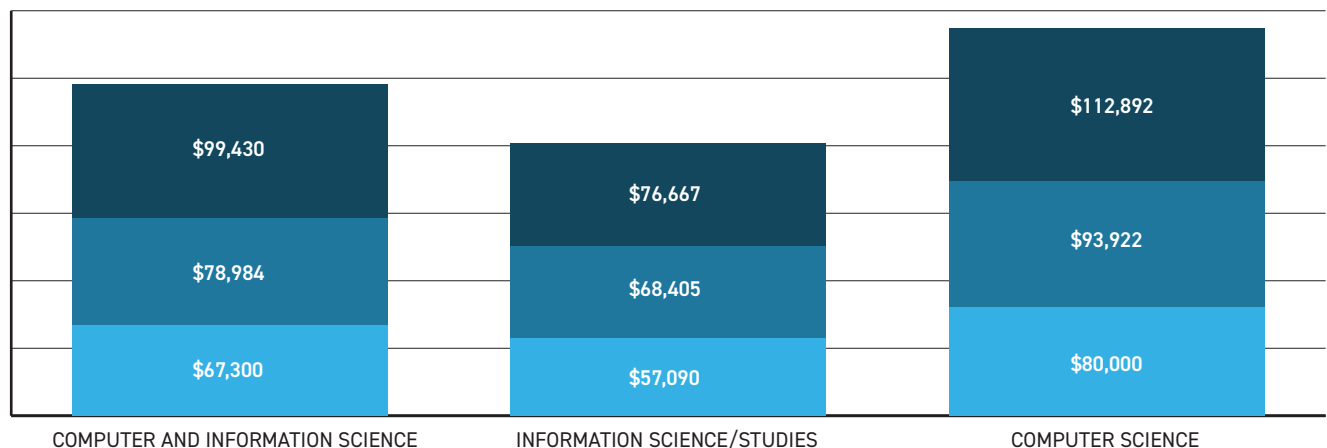
STARTING SALARY BY ACADEMIC MAJOR – BACHELOR'S

BACHELOR'S DEGREES/STARTING SALARY BY ACADEMIC MAJOR

ACADEMIC MAJOR	# OF SALARIES	MEAN	25TH PERCENTILE	MEDIAN	75TH PERCENTILE
AGRICULTURE	1,581	\$46,488	\$39,111	\$46,250	\$52,500
Agricultural Business and Management	505	\$51,268	\$48,000	\$51,888	\$54,000
Agricultural Mechanization	28	\$53,183	\$45,377	\$55,712	\$58,215
Agricultural Production Operations	32	\$43,865	\$37,500	\$41,600	\$55,164
Agricultural and Domestic Animal Services	15	\$30,783	\$30,674	\$30,674	\$31,117
Applied Horticulture	29	\$41,010	\$33,070	\$42,833	\$49,280
Agricultural Public Services	131	\$44,609	\$41,800	\$44,338	\$49,071
Animal Sciences	419	\$40,940	\$38,108	\$39,111	\$44,975
Food Science and Technology	95	\$54,991	\$50,000	\$55,480	\$60,972
Plant Science	167	\$48,031	\$40,093	\$49,438	\$51,796
Soil Sciences	6	\$45,180	\$41,293	\$41,293	\$58,000
Agriculture/Veterinary Preparatory Programs	12	\$29,233	\$29,164	\$29,164	\$29,164
Veterinary Biomedical and Clinical Sciences	6	\$28,080	\$27,040	\$27,040	\$30,160
Veterinary/Animal Health Technologies/Technicians	33	\$36,216	\$31,493	\$34,320	\$42,273
Agriculture, Agriculture Operations, and Related Sciences, Other	29	\$62,417	\$65,816	\$65,816	\$65,816
NATURAL RESOURCES	937	\$44,194	\$35,516	\$41,725	\$50,265
Natural Resources Conservation and Research	649	\$45,266	\$37,583	\$43,000	\$53,500
Natural Resources Management	129	\$46,082	\$33,901	\$40,654	\$60,000
Fishing and Fisheries Sciences	22	\$34,001	\$30,365	\$30,433	\$37,000
Forestry	68	\$42,876	\$37,105	\$47,715	\$48,123
Wildlife and Wildlands Science and Management	69	\$35,127	\$31,303	\$33,615	\$36,250
ARCHITECTURE and RELATED SERVICES	642	\$54,610	\$50,004	\$54,956	\$61,577
Architecture	298	\$54,617	\$50,004	\$54,956	\$57,182
City/Urban, Community, and Regional Planning	50	\$59,838	\$58,080	\$58,080	\$66,444

COMPUTER SCIENCES MAJORS / SALARY RANGES

25TH PERCENTILE 50TH PERCENTILE 75TH PERCENTILE



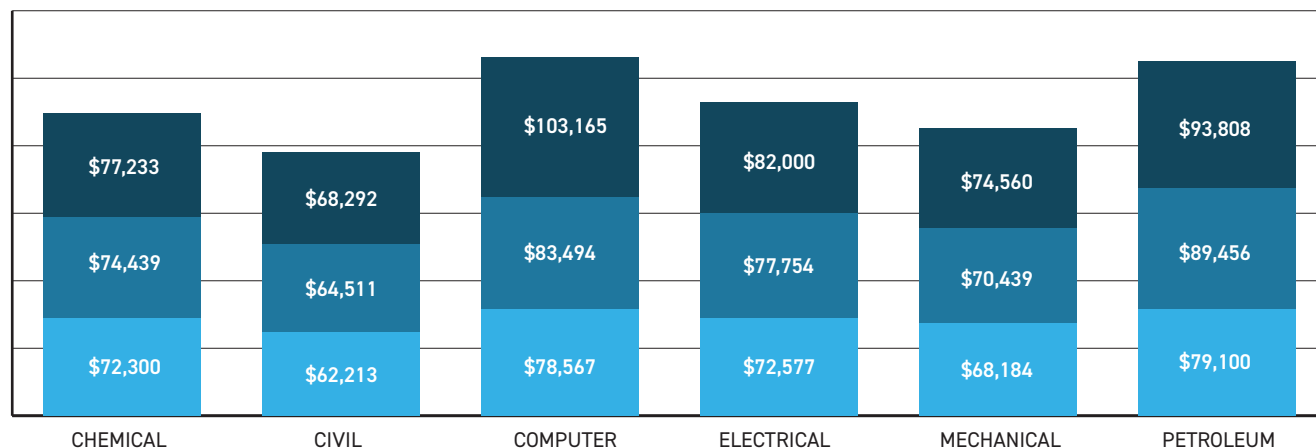
STARTING SALARY BY ACADEMIC MAJOR – BACHELOR'S

BACHELOR'S DEGREES/STARTING SALARY BY ACADEMIC MAJOR

ACADEMIC MAJOR	# OF SALARIES	MEAN	25TH PERCENTILE	MEDIAN	75TH PERCENTILE
Environmental Design	26	\$47,214	\$43,392	\$43,392	\$52,872
Interior Architecture	80	\$48,489	\$41,875	\$51,219	\$52,247
Landscape Architecture	51	\$51,329	\$51,500	\$54,333	\$55,140
Architectural Sciences and Technology	125	\$58,067	\$50,704	\$61,577	\$61,578
Real Estate Development	8	\$71,125	\$71,125	\$71,125	\$71,125
AREA, ETHNIC, CULTURAL, GENDER, and GROUP STUDIES	264	\$48,975	\$37,440	\$48,483	\$59,000
Area Studies	145	\$50,184	\$35,360	\$52,250	\$60,000
Ethnic, Cultural Minority, Gender, and Group Studies	119	\$47,502	\$37,750	\$44,720	\$55,000
COMMUNICATION, JOURNALISM, and RELATED PROGRAMS	3,636	\$47,065	\$42,843	\$46,974	\$52,227
Communication and Media Studies	1,778	\$47,998	\$43,750	\$48,185	\$52,227
Journalism	568	\$42,190	\$38,170	\$43,225	\$46,081
Radio, Television, and Digital Communication	349	\$45,184	\$39,219	\$45,368	\$50,806
Public Relations, Advertising, and Applied Communication	889	\$49,191	\$45,000	\$48,468	\$54,000
Publishing	6	\$33,679	\$31,548	\$31,548	\$35,880
Communication, Journalism, and Related Programs, Other	31	\$44,095	\$41,010	\$41,010	\$50,640
COMMUNICATIONS TECHNOLOGIES	94	\$47,977	\$38,480	\$44,166	\$56,493
Audiovisual Communications Technologies	35	\$42,538	\$37,440	\$37,440	\$54,000
Graphic Communications	59	\$51,203	\$42,014	\$52,000	\$59,180
COMPUTER and INFORMATION SCIENCES and SUPPORT SERVICES	5,515	\$86,964	\$69,638	\$82,383	\$104,876
Computer and Information Science	1,888	\$83,399	\$67,300	\$78,984	\$99,430
Computer Programming	26	\$75,149	\$70,667	\$70,667	\$84,500

ENGINEERING MAJORS / SALARY RANGES

25TH PERCENTILE 50TH PERCENTILE 75TH PERCENTILE



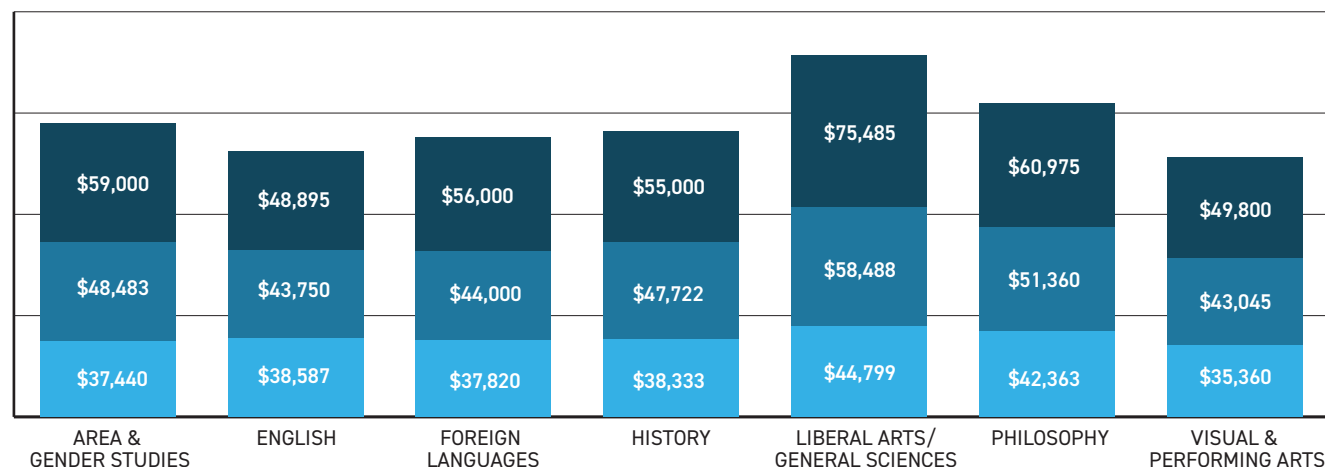
STARTING SALARY BY ACADEMIC MAJOR – BACHELOR'S

BACHELOR'S DEGREES/STARTING SALARY BY ACADEMIC MAJOR

ACADEMIC MAJOR	# OF SALARIES	MEAN	25TH PERCENTILE	MEDIAN	75TH PERCENTILE
Information Science	132	\$67,049	\$57,090	\$68,405	\$76,667
Computer Systems Analysis	13	\$62,019	\$60,000	\$68,406	\$68,406
Computer Science	2,807	\$95,456	\$80,000	\$93,922	\$112,892
Computer Software and Media Applications	198	\$69,128	\$60,667	\$66,337	\$75,066
Computer Systems Networking and Telecommunications	43	\$49,186	\$30,104	\$57,500	\$60,286
Computer/Information Technology Administration and Management	404	\$65,726	\$58,578	\$65,000	\$69,996
Computer and Information Sciences and Support Services, Other	4	\$59,686	\$57,145	\$62,227	\$62,227
PERSONAL AND CULINARY SERVICES	10	\$46,876	\$36,500	\$36,750	\$67,833
Funeral Service and Mortuary Science	5	\$36,500	\$36,500	\$36,500	\$36,500
Culinary Arts	4	\$60,125	\$52,417	\$67,833	\$67,833
EDUCATION	3,598	\$41,573	\$38,459	\$41,659	\$44,292
Education, General	105	\$43,749	\$40,000	\$40,954	\$47,000
Education Administration and Supervision	137	\$43,872	\$40,317	\$40,317	\$49,142
Educational/Instructional Media Design	9	\$45,361	\$46,000	\$46,000	\$46,000
Educational Assessment, Evaluation, and Research	18	\$37,667	\$37,667	\$37,667	\$37,667
Social and Philosophical Foundations of Education	10	\$64,320	\$49,499	\$66,150	\$82,800
Special Education and Teaching	420	\$42,259	\$39,667	\$41,949	\$44,855
Student Counseling and Personnel Services	9	\$41,778	\$35,000	\$35,000	\$46,000
Teacher Education, Specific Levels and Methods	2,016	\$40,672	\$37,986	\$41,503	\$43,728
Teacher Education, Specific Subject Areas	755	\$42,578	\$38,568	\$42,250	\$46,000
Teaching English as a Second Language	16	\$44,150	\$35,000	\$43,125	\$52,601
Education, Other	44	\$41,455	\$38,300	\$43,577	\$43,577

LIBERAL ARTS AND HUMANITIES MAJORS / SALARY RANGES

25TH PERCENTILE 50TH PERCENTILE 75TH PERCENTILE

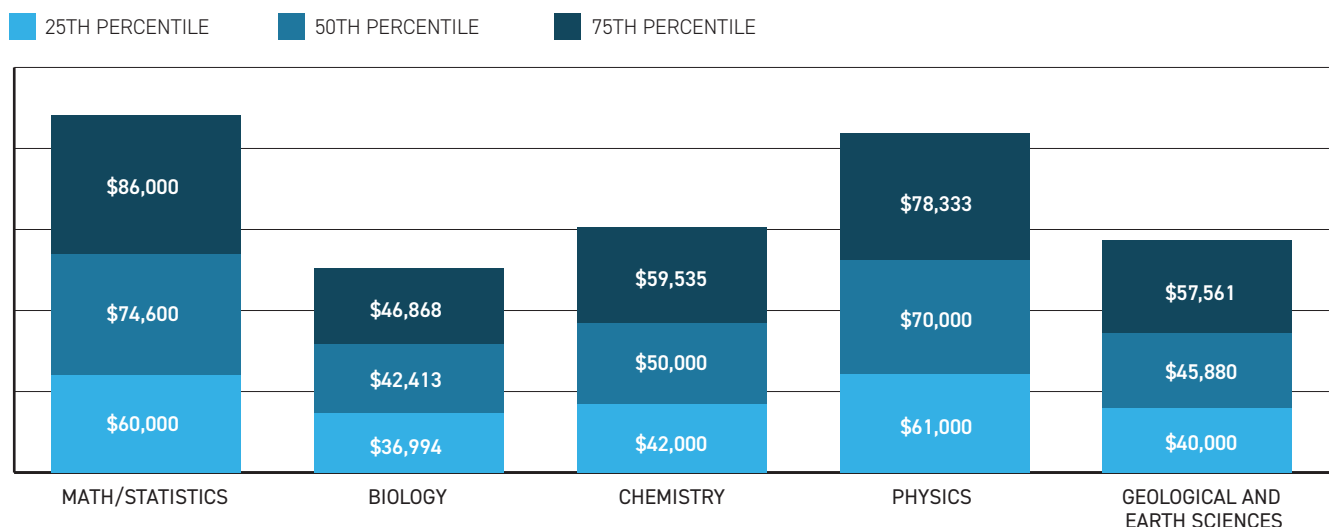


STARTING SALARY BY ACADEMIC MAJOR – BACHELOR'S

BACHELOR'S DEGREES/STARTING SALARY BY ACADEMIC MAJOR

ACADEMIC MAJOR	# OF SALARIES	MEAN	25TH PERCENTILE	MEDIAN	75TH PERCENTILE
ENGINEERING	12,685	\$76,249	\$68,208	\$73,000	\$79,050
Engineering, General	196	\$69,237	\$65,000	\$69,889	\$73,925
Aerospace Engineering	615	\$76,325	\$72,933	\$76,875	\$77,243
Agricultural Engineering	132	\$65,747	\$60,354	\$67,610	\$68,523
Architectural Engineering	247	\$67,173	\$66,788	\$68,208	\$68,208
Biomedical/Medical Engineering	571	\$69,081	\$66,388	\$70,258	\$73,810
Chemical Engineering	1,133	\$74,992	\$72,300	\$74,439	\$77,233
Civil Engineering	1,472	\$65,114	\$62,213	\$64,511	\$68,292
Computer Engineering	1,408	\$90,255	\$78,567	\$83,494	\$103,165
Electrical, Electronics, and Communications Engineering	1,161	\$81,077	\$72,577	\$77,754	\$82,000
Engineering Physics	55	\$76,295	\$69,375	\$75,050	\$85,000
Engineering Science	14	\$71,464	\$54,700	\$69,400	\$69,400
Environmental/Environmental Health Engineering	121	\$64,741	\$63,920	\$65,259	\$65,860
Materials Engineering	139	\$71,486	\$70,530	\$71,627	\$73,364
Mechanical Engineering	3,312	\$72,254	\$68,184	\$70,439	\$74,560
Metallurgical Engineering	27	\$76,326	\$75,200	\$75,200	\$79,035
Mining and Mineral Engineering	36	\$73,363	\$69,637	\$74,273	\$76,500
Naval Architecture and Marine Engineering	30	\$104,933	\$104,933	\$104,933	\$104,933
Nuclear Engineering	24	\$71,381	\$71,247	\$71,488	\$71,728
Petroleum Engineering	94	\$86,830	\$79,100	\$89,456	\$93,808
Systems Engineering	111	\$79,773	\$77,500	\$77,500	\$84,136
Polymer/Plastics Engineering	10	\$63,652	\$63,652	\$63,652	\$63,652
Construction Engineering	30	\$67,379	\$64,000	\$66,862	\$66,862
Industrial Engineering	677	\$72,811	\$70,850	\$73,652	\$76,780

MATH AND SCIENCES MAJORS / SALARY RANGES



STARTING SALARY BY ACADEMIC MAJOR – BACHELOR'S

BACHELOR'S DEGREES/STARTING SALARY BY ACADEMIC MAJOR

ACADEMIC MAJOR	# OF SALARIES	MEAN	25TH PERCENTILE	MEDIAN	75TH PERCENTILE
Manufacturing Engineering	30	\$74,464	\$66,620	\$67,540	\$73,488
Operations Research	84	\$100,497	\$80,488	\$110,000	\$110,000
Geological/Geophysical Engineering	23	\$59,673	\$54,500	\$62,500	\$62,500
Mechatronics, Robotics, and Automation Engineering	58	\$83,867	\$86,487	\$86,487	\$86,487
Biological/Biosystems Engineering	91	\$61,955	\$62,139	\$62,591	\$63,900
Electrical and Computer Engineering	450	\$97,940	\$78,438	\$106,940	\$106,940
Engineering, Other	136	\$76,394	\$74,500	\$76,693	\$79,234
ENGINEERING TECHNOLOGIES	1,177	\$65,709	\$62,350	\$66,913	\$69,859
Architectural Engineering Technologies	61	\$64,867	\$65,356	\$65,356	\$65,356
Civil Engineering Technologies	49	\$59,030	\$59,988	\$59,988	\$59,988
Electrical Engineering Technologies	67	\$68,652	\$60,000	\$71,570	\$74,000
Electromechanical Technologies	18	\$71,298	\$56,080	\$71,689	\$71,689
Environmental Control Technologies	19	\$64,832	\$60,352	\$67,778	\$67,778
Industrial Production Technologies	179	\$65,281	\$61,997	\$65,770	\$70,583
Quality Control and Safety Technologies/Technicians	38	\$60,511	\$58,556	\$60,627	\$61,200
Mechanical Engineering-Related Technologies	312	\$65,341	\$63,709	\$66,913	\$68,857
Construction Engineering Technologies	259	\$68,125	\$65,950	\$69,859	\$69,859
Engineering-Related Technologies	12	\$61,883	\$61,400	\$62,500	\$62,500
Computer Engineering Technologies	18	\$70,861	\$76,000	\$79,792	\$79,792
Engineering-Related Fields	86	\$68,041	\$66,000	\$68,984	\$72,100
Engineering Technologies/Technicians, Other	6	\$48,583	\$53,500	\$53,500	\$53,500
FOREIGN LANGUAGES, LITERATURES, and LINGUISTICS	505	\$47,875	\$37,820	\$44,000	\$56,000
Linguistic, Comparative, and Related Language Studies	99	\$54,627	\$40,000	\$51,000	\$58,240
East Asian Languages	33	\$49,806	\$38,500	\$46,503	\$56,000
Slavic, Baltic, and Albanian Languages	7	\$51,857	\$30,000	\$60,000	\$70,000
Germanic Languages	21	\$46,994	\$30,000	\$39,220	\$57,800
Romance Languages	308	\$45,869	\$37,820	\$43,087	\$54,080
Middle/Near Eastern and Semitic Languages, Literatures, and Linguistics	5	\$44,240	\$30,000	\$31,200	\$50,000
Classics and Classical Languages	18	\$49,859	\$32,000	\$42,020	\$56,000
American Sign Language	10	\$40,261	\$35,984	\$38,820	\$40,000
FAMILY and CONSUMER SCIENCES/HUMAN SCIENCES	955	\$42,704	\$37,470	\$41,768	\$47,557
Family and Consumer Sciences/Human Sciences	70	\$45,355	\$36,898	\$45,000	\$50,326
Family and Consumer Sciences/Human Sciences Business Services	49	\$46,744	\$37,697	\$46,344	\$49,637
Family and Consumer Economics and Related Studies	59	\$43,069	\$40,077	\$40,077	\$43,826
Foods, Nutrition, and Related Services	104	\$43,337	\$40,457	\$44,160	\$47,713
Human Development, Family Studies, and Related Services	444	\$39,562	\$36,614	\$37,621	\$42,413

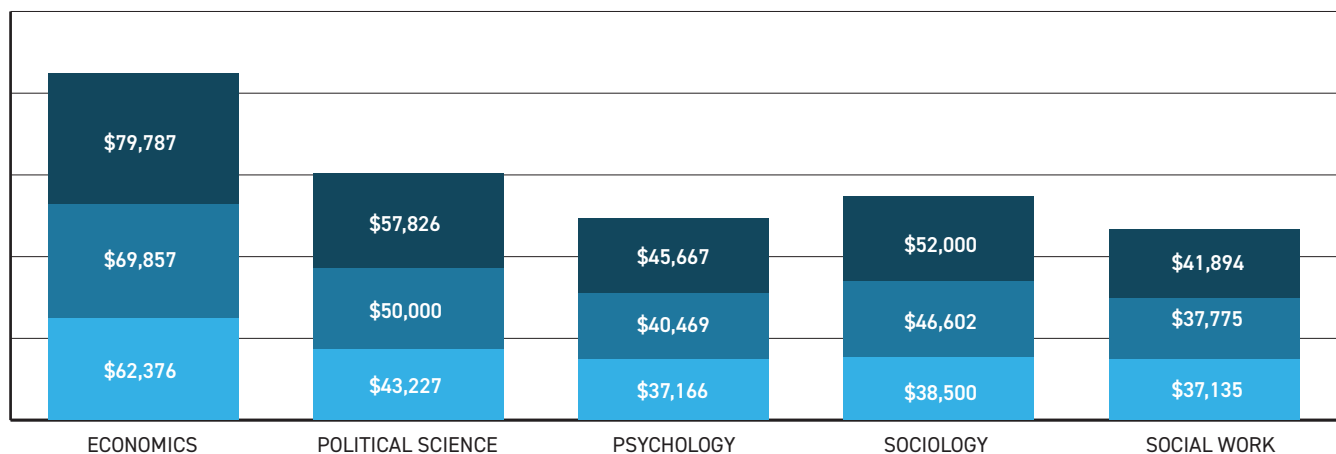
STARTING SALARY BY ACADEMIC MAJOR – BACHELOR'S

BACHELOR'S DEGREES/STARTING SALARY BY ACADEMIC MAJOR

ACADEMIC MAJOR	# OF SALARIES	MEAN	25TH PERCENTILE	MEDIAN	75TH PERCENTILE
Apparel and Textiles	215	\$47,140	\$46,745	\$48,192	\$48,587
Family and Consumer Sciences/Human Sciences, Other	11	\$40,877	\$41,072	\$41,072	\$41,072
LEGAL STUDIES	175	\$49,818	\$47,851	\$47,851	\$50,901
Law	10	\$53,030	\$36,400	\$60,000	\$67,500
Legal Support Services	81	\$47,860	\$47,851	\$47,851	\$47,851
Legal Professions and Studies, Other	17	\$39,482	\$40,000	\$40,000	\$40,000
ENGLISH LANGUAGE and LITERATURE/LETTERS	847	\$43,678	\$38,587	\$43,750	\$48,895
English Language and Literature/Letters	696	\$43,747	\$39,660	\$43,750	\$48,615
Rhetoric and Composition/Writing Studies	98	\$42,983	\$32,450	\$40,250	\$49,795
Literature	32	\$45,519	\$42,188	\$46,700	\$46,700
English Language and Literature/Letters, Other	13	\$42,340	\$41,307	\$47,500	\$47,500
LIBERAL ARTS and SCIENCES, GENERAL STUDIES, and HUMANITIES	1,265	\$58,179	\$44,799	\$58,488	\$75,485
Liberal Arts and Sciences, General Studies, and Humanities	1,265	\$58,179	\$44,799	\$58,488	\$75,485
BIOLOGICAL and BIOMEDICAL SCIENCES	3,335	\$42,859	\$36,994	\$42,413	\$46,868
Biology	1,794	\$41,478	\$36,650	\$41,680	\$46,000
Biochemistry, Biophysics, and Molecular Biology	392	\$45,362	\$41,600	\$44,171	\$50,000
Botany	7	\$42,823	\$40,000	\$44,720	\$46,373
Cell/Cellular Biology	128	\$53,391	\$50,031	\$57,080	\$57,080
Microbiological Sciences	113	\$41,097	\$38,000	\$40,000	\$43,357
Zoology/Animal Biology	75	\$33,498	\$30,780	\$34,011	\$34,041
Genetics	15	\$39,784	\$33,280	\$43,238	\$43,238
Physiology, Pathology, and Related Sciences	200	\$40,946	\$35,000	\$40,383	\$42,413

SOCIAL SCIENCE MAJORS / SALARY RANGES

25TH PERCENTILE 50TH PERCENTILE 75TH PERCENTILE



STARTING SALARY BY ACADEMIC MAJOR – BACHELOR'S

BACHELOR'S DEGREES/STARTING SALARY BY ACADEMIC MAJOR

ACADEMIC MAJOR	# OF SALARIES	MEAN	25TH PERCENTILE	MEDIAN	75TH PERCENTILE
Biomathematics, Bioinformatics, and Computational Biology	22	\$60,318	\$50,000	\$56,750	\$69,167
Biotechnology	33	\$52,117	\$44,528	\$49,730	\$60,000
Ecology, Evolution, Systematics, and Population Biology	107	\$42,222	\$35,332	\$39,076	\$45,215
Neurobiology and Neurosciences	413	\$44,726	\$40,000	\$44,340	\$49,072
Biological Sciences, Other	26	\$44,558	\$38,523	\$38,523	\$49,286
MATHEMATICS and STATISTICS	1,437	\$76,186	\$60,000	\$74,600	\$86,000
Mathematics	849	\$73,786	\$57,000	\$70,930	\$80,686
Applied Mathematics	182	\$77,359	\$62,389	\$69,930	\$96,600
Statistics	386	\$81,595	\$70,014	\$80,000	\$100,000
Applied Statistics	13	\$67,108	\$55,500	\$67,500	\$75,500
Mathematics and Statistics, Other	4	\$56,460	\$56,460	\$56,460	\$56,460
MILITARY TECHNOLOGIES	54	\$71,024	\$71,388	\$71,388	\$71,388
Intelligence, Command Control and Information Operations	39	\$74,182	\$71,388	\$71,388	\$71,388
Military Systems and Maintenance Technology	15	\$62,813	\$54,184	\$72,056	\$72,056
MULTI/INTERDISCIPLINARY STUDIES	1,779	\$56,588	\$43,000	\$52,756	\$68,500
Multi/Interdisciplinary Studies	469	\$46,917	\$38,571	\$43,364	\$50,000
Biological and Physical Sciences	11	\$51,156	\$35,360	\$50,000	\$72,000
Peace Studies and Conflict Resolution	14	\$51,701	\$48,000	\$53,000	\$55,000
Systems Science and Theory	7	\$45,300	\$45,300	\$45,300	\$45,300
Mathematics and Computer Science	40	\$105,677	\$78,500	\$115,000	\$125,000
Biopsychology	10	\$47,968	\$37,440	\$47,500	\$58,000
Science, Technology and Society	23	\$74,607	\$80,398	\$80,398	\$80,398
Accounting and Computer Science	18	\$58,975	\$58,975	\$58,975	\$58,975
Behavioral Sciences	83	\$42,819	\$41,213	\$43,000	\$43,000
Natural Sciences	11	\$47,662	\$40,000	\$40,000	\$46,427
Nutrition Sciences	70	\$44,909	\$38,395	\$43,940	\$48,000
International/Global Studies	152	\$48,566	\$38,937	\$49,121	\$55,900
Classical and Ancient Studies	18	\$58,278	\$39,520	\$69,000	\$73,133
Intercultural/Multicultural and Diversity Studies	7	\$41,832	\$35,035	\$37,440	\$45,760
Cognitive Science	98	\$66,384	\$52,756	\$67,851	\$89,516
Cultural Studies	7	\$43,950	\$30,000	\$49,530	\$49,530
Human Biology	10	\$42,676	\$42,500	\$42,500	\$45,000
Computational Science	7	\$70,059	\$66,667	\$71,499	\$71,499
Marine Science	13	\$35,838	\$32,975	\$32,975	\$32,975
Sustainability Studies	61	\$49,872	\$41,600	\$49,269	\$53,444
Environmental Geosciences	4	\$51,599	\$49,667	\$49,667	\$53,531
Geography and Environmental Studies	5	\$41,576	\$40,419	\$40,419	\$50,000
Philosophy, Politics, and Economics	14	\$63,393	\$51,167	\$63,833	\$76,500

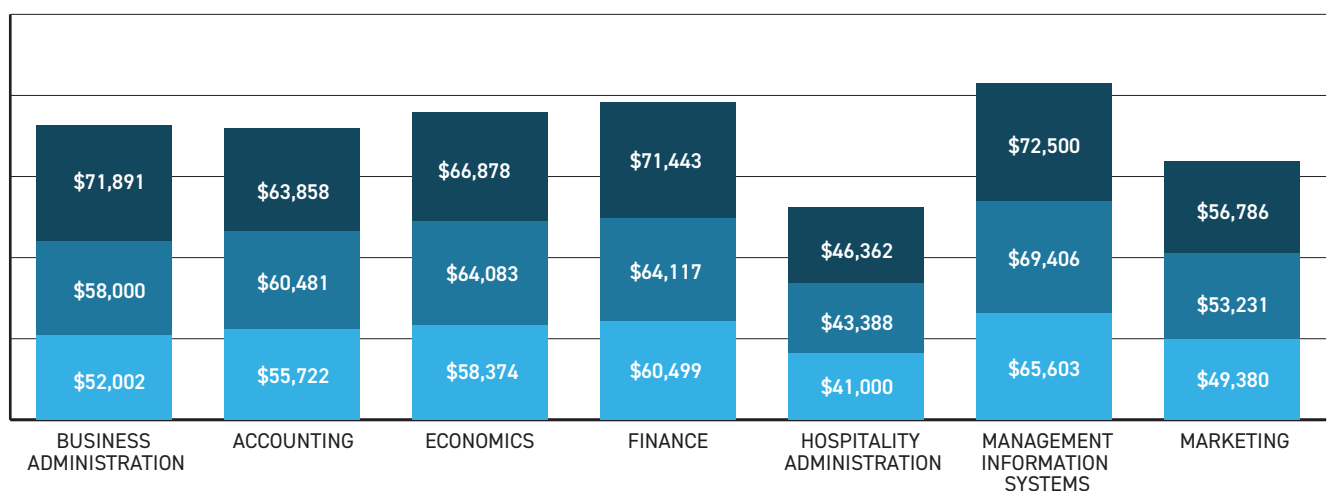
STARTING SALARY BY ACADEMIC MAJOR – BACHELOR'S

BACHELOR'S DEGREES/STARTING SALARY BY ACADEMIC MAJOR

ACADEMIC MAJOR	# OF SALARIES	MEAN	25TH PERCENTILE	MEDIAN	75TH PERCENTILE
Data Science	56	\$70,125	\$60,827	\$68,250	\$83,818
Data Analytics	210	\$66,121	\$64,085	\$64,085	\$71,858
Multi/Interdisciplinary Studies, Other	346	\$65,013	\$65,809	\$70,967	\$70,967
PARKS, RECREATION, LEISURE, and FITNESS STUDIES	952	\$40,568	\$35,421	\$39,667	\$45,000
Parks, Recreation, and Leisure Studies	56	\$40,324	\$35,537	\$38,211	\$45,904
Parks, Recreation, and Leisure Facilities Management	76	\$36,871	\$35,000	\$36,000	\$43,056
Health and Physical Education/Fitness	706	\$41,214	\$35,880	\$40,713	\$45,000
Outdoor Education	10	\$34,568	\$32,240	\$34,040	\$35,840
Leisure and Recreational Activities	91	\$38,654	\$34,000	\$36,750	\$40,352
Parks, Recreation, Leisure, and Fitness Studies, Other	13	\$46,189	\$46,189	\$46,189	\$46,189
PHILOSOPHY and RELIGIOUS STUDIES	262	\$49,262	\$38,320	\$46,033	\$60,000
Philosophy	185	\$52,606	\$42,363	\$51,360	\$60,975
Religion/Religious Studies	73	\$40,870	\$34,140	\$39,427	\$45,000
THEOLOGY and RELIGIOUS VOCATIONS	70	\$36,593	\$30,713	\$35,180	\$42,667
Bible/Biblical Studies	16	\$35,780	\$31,587	\$38,077	\$38,077
Missions/Missionary Studies and Missiology	6	\$36,560	\$30,000	\$35,180	\$45,000
Religious/Sacred Music	4	\$37,940	\$34,660	\$36,220	\$41,220
Theological and Ministerial Studies	24	\$39,822	\$30,713	\$35,309	\$49,285
Pastoral Counseling and Specialized Ministries	18	\$33,064	\$28,072	\$31,536	\$36,450
PHYSICAL SCIENCES	870	\$56,479	\$43,987	\$53,886	\$66,000
Physical Sciences	7	\$59,714	\$44,320	\$53,040	\$80,000
Astronomy and Astrophysics	24	\$69,574	\$57,000	\$64,500	\$69,875
Atmospheric Sciences and Meteorology	28	\$49,279	\$42,834	\$48,000	\$51,464

BUSINESS MAJORS / SALARY RANGES

25TH PERCENTILE 50TH PERCENTILE 75TH PERCENTILE



STARTING SALARY BY ACADEMIC MAJOR – BACHELOR'S

BACHELOR'S DEGREES/STARTING SALARY BY ACADEMIC MAJOR

ACADEMIC MAJOR	# OF SALARIES	MEAN	25TH PERCENTILE	MEDIAN	75TH PERCENTILE
Chemistry	385	\$51,721	\$42,000	\$50,000	\$59,535
Geological and Earth Sciences	170	\$47,663	\$40,000	\$45,880	\$57,561
Physics	247	\$68,632	\$61,000	\$70,000	\$78,333
Materials Science	9	\$78,000	\$66,250	\$76,667	\$76,667
SCIENCE TECHNOLOGIES/TECHNICIANS	30	\$49,298	\$37,718	\$37,718	\$56,160
Science Technologies/Technicians, Other	30	\$49,298	\$37,718	\$37,718	\$56,160
PSYCHOLOGY	2,963	\$42,125	\$37,166	\$40,469	\$45,667
Psychology	2,379	\$41,898	\$37,232	\$40,041	\$45,513
Research and Experimental Psychology	269	\$46,776	\$40,536	\$45,058	\$53,500
Clinical Counseling and Applied Psychology	211	\$38,327	\$37,080	\$37,080	\$37,080
Psychology, Other	5	\$32,688	\$31,427	\$31,427	\$34,580
HOMELAND SECURITY, LAW ENFORCEMENT, FIREFIGHTING, and RELATED PROTECTIVE SERVICES	1,423	\$49,105	\$40,375	\$47,920	\$52,500
Criminal Justice and Corrections	1,102	\$44,631	\$40,000	\$42,639	\$47,920
Fire Protection	103	\$70,571	\$60,000	\$76,459	\$76,459
Homeland Security	87	\$62,891	\$54,590	\$56,000	\$66,210
Security Science and Technology (Cybersecurity)	124	\$61,416	\$51,700	\$64,269	\$69,196
Homeland Security, Law Enforcement, Firefighting, and Related Protective Services, Other	7	\$48,143	\$39,000	\$55,000	\$55,000
PUBLIC ADMINISTRATION and SOCIAL SERVICE PROFESSIONS	1,038	\$48,112	\$37,537	\$41,880	\$61,098
Community Organization and Advocacy	15	\$38,194	\$39,023	\$39,023	\$39,023
Public Administration	132	\$56,887	\$50,603	\$61,098	\$61,098
Public Policy Analysis	196	\$59,662	\$55,230	\$63,825	\$65,558
Social Work	523	\$39,204	\$37,135	\$37,775	\$41,894
SOCIAL SCIENCES	5,505	\$57,022	\$45,250	\$54,428	\$67,500
Social Sciences	151	\$46,783	\$36,556	\$47,815	\$47,815
Anthropology	244	\$44,313	\$36,144	\$44,320	\$52,000
Criminology	243	\$43,370	\$38,603	\$43,680	\$47,746
Economics	2,008	\$70,291	\$62,376	\$69,857	\$79,787
Geography	147	\$49,504	\$43,100	\$47,840	\$56,667
International Relations and National Security Studies	504	\$54,950	\$50,000	\$55,000	\$60,342
Political Science and Government	1,395	\$51,099	\$43,227	\$50,000	\$57,826
Sociology	670	\$46,092	\$38,500	\$46,602	\$52,000
Urban Studies/Affairs	28	\$56,721	\$51,867	\$57,100	\$59,200
Sociology and Anthropology	15	\$40,513	\$35,667	\$38,500	\$46,280
Social Sciences, Other	98	\$50,309	\$47,000	\$47,000	\$47,000
CONSTRUCTION TRADES	16	\$61,875	\$63,857	\$63,857	\$63,857
Building/Construction Finishing, Management, and Inspection	16	\$61,875	\$63,857	\$63,857	\$63,857

STARTING SALARY BY ACADEMIC MAJOR – BACHELOR'S

BACHELOR'S DEGREES/STARTING SALARY BY ACADEMIC MAJOR

ACADEMIC MAJOR	# OF SALARIES	MEAN	25TH PERCENTILE	MEDIAN	75TH PERCENTILE
MECHANIC AND REPAIR TECHNOLOGIES	20	\$76,569	\$80,801	\$80,801	\$80,801
Vehicle Maintenance and Repair Technologies	20	\$76,569	\$80,801	\$80,801	\$80,801
TRANSPORTATION and MATERIALS MOVING	402	\$59,927	\$47,833	\$55,706	\$75,000
Air Transportation	380	\$59,199	\$46,500	\$55,706	\$75,000
Marine Transportation	22	\$72,500	\$72,500	\$72,500	\$72,500
VISUAL and PERFORMING ARTS	2,146	\$43,988	\$35,360	\$43,045	\$49,800
Visual and Performing Arts	52	\$41,497	\$33,520	\$38,367	\$49,040
Crafts/Craft Design, Folk Art and Artisanry	23	\$67,606	\$69,181	\$69,181	\$69,181
Dance	59	\$45,392	\$36,830	\$38,980	\$52,750
Design and Applied Arts	558	\$49,664	\$43,014	\$47,529	\$52,176
Drama/Theatre Arts	229	\$37,020	\$29,867	\$35,322	\$46,817
Film/Video and Photographic Arts	249	\$43,788	\$40,000	\$41,250	\$50,000
Fine and Studio Arts	540	\$40,866	\$34,818	\$40,000	\$45,269
Music	300	\$44,035	\$34,267	\$40,529	\$50,880
Arts, Entertainment, and Media Management	114	\$39,809	\$38,000	\$39,866	\$43,091
Visual and Performing Arts, Other	17	\$54,782	\$54,246	\$54,246	\$55,250
HEALTH PROFESSIONS and RELATED PROGRAMS	7,505	\$58,849	\$48,000	\$59,979	\$65,512
Communication Disorders Sciences	128	\$42,515	\$36,773	\$43,680	\$48,000
Dental Support Services	24	\$73,842	\$70,800	\$77,500	\$79,820
Health and Medical Administrative Services	634	\$49,426	\$48,000	\$48,000	\$49,780
Allied Health and Medical Assisting Services	24	\$49,774	\$51,635	\$51,635	\$51,635
Allied Health Diagnostic, Intervention, and Treatment Professions	172	\$55,841	\$49,000	\$53,477	\$61,226
Clinical/Medical Laboratory Sciences	84	\$55,244	\$51,220	\$55,286	\$60,601
Health/Medical Preparatory Programs	206	\$47,784	\$46,000	\$50,342	\$50,342
Medical Clinical Sciences/Graduate Medical Studies	4	\$36,920	\$36,920	\$36,920	\$36,920
Mental and Social Health Services	117	\$40,740	\$40,443	\$40,443	\$40,443
Pharmacy, Pharmaceutical Sciences, and Administration	136	\$77,458	\$83,579	\$83,579	\$83,579
Public Health	495	\$46,520	\$40,900	\$44,715	\$52,560
Rehabilitation and Therapeutic Professions	64	\$40,059	\$37,194	\$40,450	\$44,855
Medical Illustration and Informatics	8	\$63,612	\$51,676	\$52,000	\$80,000
Dietetics and Clinical Nutrition Services	188	\$42,086	\$40,000	\$40,000	\$40,000
Bioethics/Medical Ethics	94	\$55,283	\$50,000	\$58,224	\$58,224
Registered Nursing	4,539	\$65,709	\$60,000	\$64,116	\$69,231
Health Professions and Related Clinical Sciences, Other	27	\$39,599	\$36,350	\$37,143	\$41,600
BUSINESS, MANAGEMENT, MARKETING, and RELATED SUPPORT SERVICES	26,480	\$61,970	\$52,800	\$60,190	\$68,212
Business, General	2,589	\$65,246	\$54,250	\$65,000	\$68,212
Business Administration/Management	7,551	\$61,821	\$52,002	\$58,000	\$71,891
Accounting	3,082	\$60,698	\$55,722	\$60,481	\$63,858

STARTING SALARY BY ACADEMIC MAJOR – BACHELOR'S

BACHELOR'S DEGREES/STARTING SALARY BY ACADEMIC MAJOR

ACADEMIC MAJOR	# OF SALARIES	MEAN	25TH PERCENTILE	MEDIAN	75TH PERCENTILE
Business/Corporate Communications	52	\$49,576	\$47,454	\$50,833	\$52,375
Business/Managerial Economics	255	\$60,998	\$58,374	\$64,083	\$66,878
Entrepreneurial and Small Business Operations	257	\$53,031	\$45,000	\$53,842	\$59,344
Finance	4,604	\$66,650	\$60,499	\$64,117	\$71,443
Hospitality Administration/Management	568	\$45,105	\$41,000	\$43,388	\$46,362
Human Resources Management	462	\$52,866	\$46,490	\$53,708	\$57,121
International Business	344	\$63,436	\$53,500	\$60,000	\$69,167
Management Information Systems	1,176	\$71,208	\$65,603	\$69,406	\$72,500
Management Sciences and Quantitative Methods (Actuarial)	1,109	\$74,068	\$64,407	\$70,000	\$86,592
Marketing	3,171	\$53,359	\$49,380	\$53,231	\$56,786
Real Estate	191	\$64,871	\$60,190	\$63,859	\$68,389
Insurance	105	\$59,206	\$58,561	\$58,561	\$58,561
General Sales and Merchandising	112	\$55,058	\$49,874	\$57,906	\$60,203
Specialized Sales and Merchandising	70	\$43,990	\$40,908	\$41,424	\$54,689
Construction Management	281	\$65,280	\$61,884	\$63,500	\$66,326
Business, Management, Marketing, and Related Support Services, Other	484	\$52,437	\$46,214	\$51,853	\$52,942
HISTORY	591	\$46,663	\$38,333	\$47,722	\$55,000
History	591	\$46,663	\$38,333	\$47,722	\$55,000

STARTING SALARY BY ACADEMIC MAJOR – MASTER'S

AVERAGE SALARIES BY DISCIPLINE/MASTER'S DEGREES

BROAD CATEGORY	MEAN	25TH PERCENTILE	MEDIAN	75TH PERCENTILE	RESPONSES
Agriculture	177	\$57,599	\$46,500	\$57,933	\$67,333
Natural Resources	185	\$58,632	\$48,671	\$54,518	\$71,682
Architecture and Related Services	339	\$63,084	\$53,798	\$58,333	\$63,167
Area, Ethnic, Cultural, Gender, and Group Studies	51	\$61,347	\$50,283	\$57,156	\$64,000
Communication, Journalism, and Related Programs	388	\$58,790	\$51,290	\$58,000	\$65,000
Communications Technologies	6	\$50,993	\$22,720	\$47,760	\$80,000
Computer and Information Sciences and Support Services	1,872	\$105,894	\$90,849	\$109,954	\$129,350
Education	4,299	\$52,884	\$46,533	\$51,050	\$58,997
Engineering	2,739	\$98,036	\$80,000	\$92,667	\$120,482
Engineering Technologies	376	\$90,607	\$83,224	\$84,387	\$94,400
Foreign Languages, Literatures, and Linguistics	45	\$60,163	\$46,963	\$54,500	\$72,000
Family and Consumer Sciences/Human Sciences	161	\$56,850	\$50,850	\$53,112	\$64,481
Legal Studies	225	\$74,651	\$53,000	\$75,000	\$94,259
English Language and Literature/Letters	171	\$53,317	\$44,391	\$49,140	\$64,250
Liberal Arts and Sciences, General Studies, and Humanities	94	\$72,675	\$59,410	\$85,000	\$85,000
Library Science	250	\$54,048	\$48,034	\$56,577	\$56,577
Biological and Biomedical Sciences	449	\$68,537	\$50,000	\$69,476	\$80,000
Mathematics and Statistics	296	\$83,444	\$67,802	\$76,787	\$98,400
Multi/Interdisciplinary Studies	1,210	\$71,940	\$47,988	\$69,362	\$87,779
Parks, Recreation, Leisure, and Fitness Studies	255	\$48,716	\$40,000	\$45,000	\$55,000
Philosophy and Religious Studies	10	\$45,880	\$28,000	\$37,492	\$60,000
Theology and Religious Vocations	31	\$48,482	\$38,333	\$47,573	\$58,000
Physical Sciences	134	\$69,604	\$56,840	\$65,500	\$79,400
Psychology	625	\$58,276	\$49,167	\$55,000	\$60,000
Homeland Security, Law Enforcement, Firefighting, and Related Protective Services	431	\$62,354	\$50,840	\$58,409	\$70,250
Public Administration and Social Service Professions	2,019	\$59,542	\$50,904	\$57,277	\$64,429
Social Sciences	480	\$65,059	\$52,160	\$62,570	\$76,639
Mechanic and Repair Technologies	5	\$106,400	\$106,400	\$106,400	\$106,400
Transportation and Materials Moving	97	\$84,104	\$90,627	\$90,627	\$90,627
Visual and Performing Arts	269	\$55,812	\$46,000	\$55,333	\$66,367
Health Professions and Related Programs	3,309	\$70,958	\$54,927	\$70,000	\$79,560
Business, Management, Marketing, and Related Support Services	7,107	\$87,976	\$66,436	\$78,167	\$100,200
History	64	\$53,137	\$42,479	\$52,420	\$57,936

STARTING SALARY BY ACADEMIC MAJOR – MASTER'S

MASTER'S DEGREES/STARTING SALARY BY ACADEMIC MAJOR

ACADEMIC MAJOR	# OF SALARIES	MEAN	25TH PERCENTILE	MEDIAN	75TH PERCENTILE
AGRICULTURE	177	\$57,599	\$46,500	\$57,933	\$67,333
Agricultural Business and Management	34	\$54,702	\$40,280	\$60,000	\$70,250
Agricultural Production Operations	17	\$62,553	\$46,489	\$46,489	\$85,000
Agricultural Public Services	9	\$49,278	\$41,000	\$56,667	\$56,667
Animal Sciences	24	\$55,159	\$48,500	\$59,425	\$61,252
Food Science and Technology	16	\$74,673	\$70,500	\$75,836	\$78,486
Plant Science	51	\$59,078	\$52,500	\$57,933	\$75,135
Soil Sciences	5	\$47,324	\$40,000	\$52,000	\$57,750
Veterinary Biomedical and Clinical Sciences	7	\$53,786	\$46,833	\$59,000	\$59,000
NATURAL RESOURCES	185	\$58,632	\$48,671	\$54,518	\$71,682
Natural Resources Conservation and Research	109	\$57,501	\$48,581	\$54,518	\$68,000
Natural Resources Management	61	\$64,783	\$54,094	\$71,682	\$71,682
Forestry	11	\$43,909	\$31,000	\$48,671	\$52,773
Wildlife and Wildlands Science and Management	4	\$36,130	\$33,760	\$36,000	\$38,500
ARCHITECTURE and RELATED SERVICES	339	\$63,084	\$53,798	\$58,333	\$63,167
Architecture	122	\$56,212	\$52,773	\$53,798	\$60,812
City/Urban, Community, and Regional Planning	74	\$66,850	\$54,397	\$61,623	\$75,246
Environmental Design	18	\$61,949	\$58,887	\$62,277	\$65,667
Interior Architecture	29	\$57,028	\$57,134	\$57,134	\$57,134
Landscape Architecture	36	\$57,439	\$55,000	\$57,321	\$59,875
Architectural Sciences and Technology	39	\$58,516	\$57,985	\$59,679	\$60,752
Real Estate Development	20	\$118,300	\$130,000	\$130,000	\$130,000
AREA, ETHNIC, CULTURAL, GENDER, and GROUP STUDIES	51	\$61,347	\$50,283	\$57,156	\$64,000
Area Studies	44	\$63,680	\$52,518	\$59,000	\$63,707
Ethnic, Cultural Minority, Gender, and Group Studies	7	\$46,686	\$29,400	\$42,500	\$64,000
COMMUNICATION, JOURNALISM, and RELATED PROGRAMS	388	\$58,790	\$51,290	\$58,000	\$65,000
Communication and Media Studies	157	\$58,929	\$53,889	\$59,440	\$65,491
Journalism	47	\$53,575	\$43,840	\$53,747	\$60,119
Radio, Television, and Digital Communication	61	\$63,291	\$52,500	\$65,000	\$65,000
Public Relations, Advertising, and Applied Communication	107	\$58,243	\$51,290	\$57,750	\$65,000
Communication, Journalism, and Related Programs, Other	14	\$58,214	\$46,000	\$46,000	\$55,000
COMMUNICATIONS TECHNOLOGIES	6	\$50,993	\$22,720	\$47,760	\$80,000
*insufficient data by major					
COMPUTER and INFORMATION SCIENCES and SUPPORT SERVICES	1,872	\$105,894	\$90,849	\$109,954	\$129,350
Computer and Information Science	552	\$110,731	\$91,000	\$126,760	\$130,192
Information Science	224	\$69,521	\$52,330	\$71,103	\$71,103
Computer Systems Analysis	14	\$85,250	\$61,667	\$102,938	\$102,938
Computer Science	662	\$117,591	\$103,888	\$116,712	\$129,854

STARTING SALARY BY ACADEMIC MAJOR – MASTER'S

MASTER'S DEGREES/STARTING SALARY BY ACADEMIC MAJOR

ACADEMIC MAJOR	# OF SALARIES	MEAN	25TH PERCENTILE	MEDIAN	75TH PERCENTILE
Computer Software and Media Applications	144	\$107,025	\$104,794	\$109,954	\$124,066
Computer Systems Networking and Telecommunications	8	\$122,131	\$115,293	\$115,293	\$115,293
Computer/Information Technology Administration and Management	266	\$97,675	\$75,197	\$107,471	\$114,139
EDUCATION	4,299	\$52,884	\$46,533	\$51,050	\$58,997
Education, General	398	\$59,372	\$51,054	\$57,098	\$63,523
Bilingual Education	8	\$65,003	\$41,675	\$53,337	\$100,000
Curriculum and Instruction	312	\$51,003	\$46,165	\$47,546	\$52,875
Education Administration and Supervision	916	\$55,849	\$47,036	\$56,024	\$59,840
Educational/Instructional Media Design	163	\$58,452	\$52,143	\$59,300	\$61,991
Educational Assessment, Evaluation, and Research	25	\$69,954	\$57,000	\$65,792	\$68,000
International and Comparative Education	10	\$54,531	\$53,954	\$53,954	\$55,395
Social and Philosophical Foundations of Education	4	\$62,659	\$55,318	\$70,000	\$70,000
Special Education and Teaching	505	\$50,018	\$46,765	\$49,842	\$52,500
Student Counseling and Personnel Services	410	\$51,667	\$47,190	\$49,985	\$56,369
Teacher Education, Specific Levels and Methods	823	\$47,579	\$43,315	\$46,802	\$51,183
Teacher Education, Specific Subject Areas	584	\$53,432	\$44,737	\$51,463	\$59,185
Teaching English as a Second Language	68	\$49,242	\$44,000	\$48,000	\$59,411
Teaching Assistants/Aides	7	\$47,857	\$41,667	\$41,667	\$41,667
Education, Other	21	\$44,341	\$40,000	\$40,000	\$47,053
ENGINEERING	2,739	\$98,036	\$80,000	\$92,667	\$120,482
Engineering, General	162	\$89,611	\$86,217	\$88,351	\$92,200
Aerospace Engineering	106	\$90,885	\$80,036	\$85,634	\$97,517
Agricultural Engineering	11	\$69,569	\$61,500	\$70,920	\$78,750
Architectural Engineering	49	\$79,215	\$65,029	\$72,507	\$94,174
Biomedical/Medical Engineering	89	\$75,716	\$66,447	\$77,417	\$80,664
Chemical Engineering	68	\$82,996	\$78,538	\$83,148	\$83,876
Civil Engineering	291	\$73,871	\$68,500	\$74,411	\$79,239
Computer Engineering	477	\$122,903	\$119,381	\$123,036	\$130,606
Electrical, Electronics, and Communications Engineering	275	\$100,291	\$87,500	\$100,000	\$116,003
Engineering Physics	13	\$72,800	\$70,700	\$79,700	\$79,700
Engineering Science	9	\$63,734	\$60,526	\$66,300	\$66,300
Environmental/Environmental Health Engineering	22	\$64,854	\$54,857	\$62,500	\$73,500
Materials Engineering	54	\$88,216	\$81,350	\$83,727	\$89,181
Mechanical Engineering	380	\$87,909	\$79,330	\$85,046	\$90,555
Mining and Mineral Engineering	18	\$76,117	\$77,000	\$77,000	\$77,000
Petroleum Engineering	6	\$53,820	\$45,000	\$52,660	\$70,000
Systems Engineering	154	\$109,926	\$95,500	\$106,329	\$125,100
Construction Engineering	8	\$83,688	\$83,500	\$85,375	\$87,250
Industrial Engineering	96	\$88,798	\$82,079	\$84,100	\$93,834

STARTING SALARY BY ACADEMIC MAJOR – MASTER'S

MASTER'S DEGREES/STARTING SALARY BY ACADEMIC MAJOR

ACADEMIC MAJOR	# OF SALARIES	MEAN	25TH PERCENTILE	MEDIAN	75TH PERCENTILE
Manufacturing Engineering	11	\$85,027	\$81,667	\$85,100	\$93,333
Operations Research	5	\$93,331	\$83,328	\$100,000	\$100,000
Geological/Geophysical Engineering	5	\$75,700	\$75,700	\$75,700	\$75,700
Mechatronics, Robotics, and Automation Engineering	38	\$103,949	\$100,750	\$105,240	\$105,240
Biological/Biosystems Engineering	5	\$56,900	\$59,000	\$60,250	\$60,250
Electrical and Computer Engineering	28	\$104,623	\$96,497	\$96,497	\$102,333
Engineering, Other	74	\$92,824	\$83,883	\$98,298	\$98,298
ENGINEERING TECHNOLOGIES	376	\$90,607	\$83,224	\$84,387	\$94,400
Electrical Engineering Technologies	8	\$91,181	\$85,099	\$95,500	\$95,500
Electromechanical Technologies	23	\$134,347	\$130,833	\$130,833	\$138,181
Environmental Control Technologies	12	\$94,417	\$77,250	\$77,250	\$115,000
Industrial Production Technologies	27	\$86,714	\$83,899	\$83,899	\$83,899
Quality Control and Safety Technologies/Technicians	21	\$82,899	\$76,347	\$81,500	\$95,918
Mechanical Engineering-Related Technologies	6	\$76,667	\$76,667	\$76,667	\$76,667
Construction Engineering Technologies	14	\$70,941	\$70,941	\$70,941	\$70,941
Engineering-Related Fields	258	\$89,427	\$84,387	\$89,313	\$94,182
FOREIGN LANGUAGES, LITERATURES, and LINGUISTICS	45	\$60,163	\$46,963	\$54,500	\$72,000
Linguistic, Comparative, and Related Language Studies	18	\$68,840	\$54,000	\$71,000	\$79,250
Romance Languages	14	\$53,200	\$46,963	\$51,479	\$69,000
FAMILY and CONSUMER SCIENCES/HUMAN SCIENCES	161	\$56,850	\$50,850	\$53,112	\$64,481
Family and Consumer Sciences/Human Sciences	30	\$57,619	\$52,794	\$61,074	\$64,481
Family and Consumer Economics and Related Studies	20	\$81,186	\$58,016	\$91,117	\$91,117
Foods, Nutrition, and Related Services	39	\$62,692	\$55,563	\$61,336	\$67,577
Human Development, Family Studies, and Related Services	61	\$48,752	\$43,196	\$50,850	\$52,410
Apparel and Textiles	7	\$43,112	\$43,053	\$43,156	\$43,156
Family and Consumer Sciences/Human Sciences, Other	4	\$20,000	\$20,000	\$20,000	\$20,000
LEGAL STUDIES	225	\$74,651	\$53,000	\$75,000	\$94,259
Legal Research and Advanced Professional Studies	150	\$79,426	\$55,000	\$94,259	\$94,259
Legal Support Services	39	\$52,555	\$52,555	\$52,555	\$52,555
Legal Professions and Studies, Other	11	\$62,636	\$52,333	\$52,333	\$75,000
ENGLISH LANGUAGE and LITERATURE/LETTERS	171	\$53,317	\$44,391	\$49,140	\$64,250
English Language and Literature/Letters	106	\$53,315	\$45,103	\$49,684	\$64,500
Rhetoric and Composition/Writing Studies	45	\$49,901	\$40,000	\$45,875	\$55,000
Literature	16	\$66,524	\$60,543	\$60,543	\$72,709
English Language and Literature/Letters, Other	4	\$38,968	\$38,968	\$38,968	\$38,968
LIBERAL ARTS and SCIENCES, GENERAL STUDIES, and HUMANITIES	94	\$72,675	\$59,410	\$85,000	\$85,000
Liberal Arts and Sciences, General Studies, and Humanities	89	\$73,725	\$62,000	\$85,000	\$85,000
LIBRARY SCIENCE	250	\$54,048	\$48,034	\$56,577	\$56,577
*insufficient data by major					

STARTING SALARY BY ACADEMIC MAJOR – MASTER'S

MASTER'S DEGREES/STARTING SALARY BY ACADEMIC MAJOR

ACADEMIC MAJOR	# OF SALARIES	MEAN	25TH PERCENTILE	MEDIAN	75TH PERCENTILE
BIOLOGICAL and BIOMEDICAL SCIENCES	449	\$68,537	\$50,000	\$69,476	\$80,000
Biology	188	\$63,395	\$50,500	\$67,625	\$69,476
Biochemistry, Biophysics, and Molecular Biology	19	\$72,574	\$58,000	\$72,107	\$78,917
Cell/Cellular Biology	6	\$48,240	\$40,000	\$48,100	\$59,120
Microbiological Sciences	5	\$50,152	\$48,200	\$50,400	\$56,160
Zoology/Animal Biology	13	\$45,846	\$47,000	\$47,000	\$47,000
Genetics	8	\$62,800	\$51,000	\$69,667	\$70,959
Physiology, Pathology, and Related Sciences	25	\$52,778	\$41,667	\$41,667	\$59,625
Pharmacology and Toxicology	5	\$77,566	\$78,208	\$78,208	\$78,208
Biomathematics, Bioinformatics, and Computational Biology	73	\$98,931	\$80,000	\$87,633	\$140,309
Biotechnology	59	\$75,029	\$72,760	\$80,507	\$80,507
Ecology, Evolution, Systematics, and Population Biology	36	\$48,266	\$37,959	\$40,714	\$54,000
Biological Sciences, Other	6	\$68,872	\$68,872	\$68,872	\$68,872
MATHEMATICS and STATISTICS	296	\$83,444	\$67,802	\$76,787	\$98,400
Mathematics	50	\$68,009	\$51,500	\$67,802	\$79,600
Applied Mathematics	126	\$80,184	\$69,065	\$76,787	\$93,391
Statistics	99	\$98,838	\$77,706	\$106,314	\$121,132
Applied Statistics	17	\$70,780	\$60,500	\$62,500	\$75,167
MULTI/INTERDISCIPLINARY STUDIES	1,210	\$71,940	\$47,988	\$69,362	\$87,779
Multi/Interdisciplinary Studies	20	\$58,801	\$46,333	\$63,604	\$69,500
Biological and Physical Sciences	4	\$81,000	\$65,000	\$81,000	\$97,000
Peace Studies and Conflict Resolution	12	\$53,718	\$45,259	\$46,000	\$47,000
Systems Science and Theory	37	\$78,778	\$76,600	\$81,500	\$81,500
Mathematics and Computer Science	4	\$98,750	\$98,750	\$98,750	\$98,750
Gerontology	10	\$60,542	\$61,000	\$61,500	\$62,000
Museology/Museum Studies	18	\$45,928	\$42,374	\$50,434	\$50,434
Behavioral Sciences	435	\$47,988	\$47,988	\$47,988	\$47,988
Nutrition Sciences	45	\$55,758	\$46,000	\$55,853	\$66,429
International/Global Studies	14	\$53,343	\$45,000	\$55,333	\$55,333
Computational Science	7	\$99,857	\$64,000	\$90,000	\$139,000
Human Computer Interaction	13	\$103,192	\$80,250	\$83,567	\$128,160
Sustainability Studies	33	\$69,788	\$59,255	\$60,100	\$88,000
Geography and Environmental Studies	5	\$51,800	\$36,000	\$36,000	\$62,000
Data Science	61	\$107,031	\$99,077	\$99,741	\$126,321
Data Analytics	466	\$91,793	\$85,167	\$87,589	\$107,601
Multi/Interdisciplinary Studies, Other	15	\$88,587	\$37,500	\$119,750	\$119,750
PARKS, RECREATION, LEISURE, and FITNESS STUDIES	255	\$48,716	\$40,000	\$45,000	\$55,000
Parks, Recreation, and Leisure Studies	4	\$44,750	\$38,500	\$44,250	\$51,000
Parks, Recreation, and Leisure Facilities Management	15	\$37,861	\$40,000	\$40,000	\$40,000
Health and Physical Education/Fitness	233	\$49,606	\$41,059	\$47,000	\$57,000

STARTING SALARY BY ACADEMIC MAJOR – MASTER’S

MASTER’S DEGREES/STARTING SALARY BY ACADEMIC MAJOR

ACADEMIC MAJOR	# OF SALARIES	MEAN	25TH PERCENTILE	MEDIAN	75TH PERCENTILE
PHILOSOPHY and RELIGIOUS STUDIES	10	\$45,880	\$28,000	\$37,492	\$60,000
Philosophy	5	\$52,549	\$36,483	\$38,500	\$60,000
Religion/Religious Studies	5	\$39,212	\$25,750	\$28,000	\$50,000
THEOLOGY and RELIGIOUS VOCATIONS	31	\$48,482	\$38,333	\$47,573	\$58,000
Bible/Biblical Studies	4	\$35,250	\$35,250	\$35,250	\$35,250
Theological and Ministerial Studies	22	\$51,557	\$47,573	\$51,810	\$58,000
Pastoral Counseling and Specialized Ministries	4	\$49,420	\$40,340	\$51,090	\$58,500
PHYSICAL SCIENCES	134	\$69,604	\$56,840	\$65,500	\$79,400
Atmospheric Sciences and Meteorology	8	\$70,473	\$57,750	\$61,267	\$75,633
Chemistry	21	\$64,150	\$54,000	\$60,000	\$70,000
Geological and Earth Sciences	66	\$65,598	\$58,250	\$65,200	\$70,464
Physics	30	\$79,285	\$54,080	\$69,340	\$95,000
Materials Science	8	\$82,875	\$79,400	\$79,400	\$88,950
PSYCHOLOGY	625	\$58,276	\$49,167	\$55,000	\$60,000
Psychology	79	\$53,005	\$44,835	\$51,182	\$57,500
Research and Experimental Psychology	62	\$58,252	\$55,621	\$55,621	\$58,960
Clinical Counseling and Applied Psychology	472	\$59,368	\$49,250	\$55,000	\$60,625
Psychology, Other	12	\$50,169	\$44,728	\$49,833	\$57,415
HOMELAND SECURITY, LAW ENFORCEMENT, FIREFIGHTING, and RELATED PROTECTIVE SERVICES	431	\$62,354	\$50,840	\$58,409	\$70,250
Criminal Justice and Corrections	214	\$55,761	\$44,000	\$51,605	\$55,000
Fire Protection	57	\$62,758	\$61,825	\$61,825	\$61,825
Homeland Security	77	\$69,873	\$58,130	\$72,175	\$72,844
Security Science and Technology (Cybersecurity)	81	\$71,688	\$56,924	\$62,000	\$66,671
PUBLIC ADMINISTRATION and SOCIAL SERVICE PROFESSIONS	2,019	\$59,542	\$50,904	\$57,277	\$64,429
Public Administration	637	\$66,729	\$62,000	\$64,429	\$71,202
Public Policy Analysis	171	\$68,393	\$65,000	\$71,534	\$71,534
Social Work	1,082	\$54,927	\$50,904	\$54,734	\$58,230
Public Administration and Social Service Professions, Other	15	\$74,900	\$66,750	\$69,000	\$98,000
SOCIAL SCIENCES	480	\$65,059	\$52,160	\$62,570	\$76,639
Social Sciences	8	\$58,063	\$43,000	\$57,500	\$60,250
Anthropology	17	\$45,706	\$38,280	\$46,000	\$52,320
Criminology	14	\$46,140	\$37,440	\$38,453	\$49,500
Economics	114	\$70,223	\$59,222	\$69,750	\$77,500
Geography	30	\$54,212	\$47,335	\$54,554	\$54,870
International Relations and National Security Studies	172	\$72,344	\$62,570	\$69,762	\$89,876
Political Science and Government	50	\$53,338	\$51,500	\$52,767	\$59,000
Sociology	39	\$54,280	\$51,000	\$54,000	\$57,000
Urban Studies/Affairs	17	\$72,041	\$55,000	\$63,500	\$93,550
Social Sciences, Other	17	\$67,216	\$76,639	\$76,639	\$76,639

STARTING SALARY BY ACADEMIC MAJOR – MASTER'S

MASTER'S DEGREES/STARTING SALARY BY ACADEMIC MAJOR

ACADEMIC MAJOR	# OF SALARIES	MEAN	25TH PERCENTILE	MEDIAN	75TH PERCENTILE
MECHANIC AND REPAIR TECHNOLOGIES	5	\$106,400	\$106,400	\$106,400	\$106,400
Vehicle Maintenance and Repair Technologies	5	\$106,400	\$106,400	\$106,400	\$106,400
TRANSPORTATION and MATERIALS MOVING	97	\$84,104	\$90,627	\$90,627	\$90,627
Air Transportation	91	\$85,666	\$90,627	\$90,627	\$90,627
Marine Transportation	6	\$60,417	\$60,417	\$60,417	\$60,417
VISUAL and PERFORMING ARTS	269	\$55,812	\$46,000	\$55,333	\$66,367
Dance	11	\$61,909	\$58,833	\$58,833	\$61,000
Design and Applied Arts	85	\$63,852	\$66,367	\$66,367	\$66,367
Drama/Theatre Arts	29	\$50,483	\$37,000	\$48,000	\$54,500
Film/Video and Photographic Arts	5	\$50,528	\$35,360	\$50,000	\$60,000
Fine and Studio Arts	43	\$54,529	\$42,500	\$47,584	\$60,000
Music	60	\$50,532	\$38,460	\$50,000	\$59,000
Arts, Entertainment, and Media Management	15	\$53,002	\$46,250	\$47,000	\$60,988
Visual and Performing Arts, Other	18	\$48,769	\$42,463	\$42,463	\$55,100
HEALTH PROFESSIONS and RELATED PROGRAMS	3,309	\$70,958	\$54,927	\$70,000	\$79,560
Communication Disorders Sciences	419	\$64,185	\$58,747	\$65,470	\$67,413
Advanced/Graduate Dentistry and Oral Sciences	5	\$208,200	\$220,500	\$220,500	\$250,000
Health and Medical Administrative Services	483	\$66,104	\$52,000	\$62,240	\$75,018
Allied Health Diagnostic, Intervention, and Treatment Professions	218	\$85,904	\$50,800	\$97,313	\$106,847
Clinical/Medical Laboratory Sciences	12	\$66,050	\$57,250	\$71,000	\$74,000
Medicine	42	\$70,575	\$72,000	\$72,000	\$72,000
Mental and Social Health Services	374	\$49,159	\$47,667	\$48,272	\$49,712
Pharmacy, Pharmaceutical Sciences, and Administration	22	\$85,927	\$61,850	\$73,833	\$100,000
Public Health	474	\$62,893	\$54,927	\$58,785	\$65,208
Rehabilitation and Therapeutic Professions	132	\$60,083	\$46,686	\$61,364	\$68,900
Medical Illustration and Informatics	24	\$74,737	\$66,000	\$72,470	\$86,514
Dietetics and Clinical Nutrition Services	33	\$55,568	\$45,727	\$49,920	\$65,000
Bioethics/Medical Ethics	41	\$79,324	\$72,413	\$77,000	\$86,152
Registered Nursing	991	\$85,063	\$74,451	\$74,451	\$90,000
Health Professions and Related Clinical Sciences, Other	4	\$99,750	\$61,000	\$61,000	\$138,500
BUSINESS, MANAGEMENT, MARKETING, and RELATED SUPPORT SERVICES	7,107	\$87,976	\$66,436	\$78,167	\$100,200
Business, General	596	\$110,700	\$70,000	\$97,000	\$167,960
Business Administration/Management	3,746	\$95,198	\$75,117	\$85,000	\$113,608
Accounting	1,018	\$63,968	\$61,556	\$62,792	\$66,436
Business/Managerial Economics	9	\$77,333	\$81,667	\$81,667	\$87,750
Entrepreneurial and Small Business Operations	26	\$64,969	\$50,000	\$50,000	\$82,300
Finance	283	\$76,074	\$70,261	\$76,698	\$81,055
Hospitality Administration/Management	61	\$58,904	\$50,000	\$62,700	\$63,000

STARTING SALARY BY ACADEMIC MAJOR — MASTER'S

MASTER'S DEGREES/STARTING SALARY BY ACADEMIC MAJOR

ACADEMIC MAJOR	# OF SALARIES	MEAN	25TH PERCENTILE	MEDIAN	75TH PERCENTILE
Human Resources Management	282	\$73,856	\$64,913	\$81,200	\$85,500
International Business	38	\$68,482	\$59,500	\$63,206	\$63,917
Management Information Systems	134	\$100,468	\$74,883	\$91,650	\$119,500
Management Sciences and Quantitative Methods (Actuarial)	662	\$80,998	\$66,620	\$82,375	\$86,747
Marketing	93	\$70,897	\$65,143	\$74,296	\$74,296
Real Estate	49	\$104,243	\$82,547	\$95,000	\$120,967
Taxation	35	\$73,471	\$63,833	\$73,000	\$73,438
Insurance	11	\$82,000	\$82,000	\$82,000	\$82,000
General Sales and Merchandising	15	\$75,000	\$75,000	\$75,000	\$75,000
Construction Management	16	\$82,985	\$62,667	\$85,781	\$88,000
Business, Management, Marketing, and Related Support Services, Other	23	\$54,161	\$38,509	\$60,000	\$60,808
HISTORY	64	\$53,137	\$42,479	\$52,420	\$57,936
History	64	\$53,137	\$42,479	\$52,420	\$57,936

STARTING SALARY BY ACADEMIC MAJOR – DOCTORAL

AVERAGE SALARIES BY DISCIPLINE/DOCTORAL DEGREES

BROAD CATEGORY	MEAN	25TH PERCENTILE	MEDIAN	75TH PERCENTILE	RESPONSES
Agriculture	219	\$87,910	\$85,759	\$93,846	\$96,414
Natural Resources	36	\$63,390	\$50,000	\$60,667	\$69,167
Architecture and Related Services	9	\$95,517	\$78,149	\$80,000	\$92,500
Area, Ethnic, Cultural, Gender, and Group Studies	10	\$49,647	\$35,000	\$47,350	\$56,000
Communication, Journalism, and Related Programs	35	\$67,036	\$53,500	\$65,000	\$83,500
Computer and Information Sciences and Support Services	92	\$138,290	\$126,000	\$135,884	\$155,000
Education	467	\$85,742	\$65,503	\$79,333	\$102,000
Engineering	679	\$107,420	\$84,667	\$111,773	\$123,000
Foreign Languages, Literatures, and Linguistics	16	\$56,125	\$50,000	\$53,000	\$62,500
Family and Consumer Sciences/Human Sciences	14	\$77,554	\$68,333	\$79,587	\$82,800
Legal Studies	177	\$104,443	\$94,647	\$97,500	\$124,244
English Language and Literature/Letters	40	\$63,814	\$56,114	\$62,667	\$75,156
Biological and Biomedical Sciences	217	\$76,749	\$55,253	\$65,500	\$90,000
Mathematics and Statistics	94	\$92,324	\$68,670	\$82,000	\$108,033
Multi/Interdisciplinary Studies	142	\$83,465	\$85,748	\$85,748	\$85,748
Parks, Recreation, Leisure, and Fitness Studies	28	\$74,766	\$71,333	\$77,084	\$79,501
Philosophy and Religious Studies	14	\$44,817	\$34,921	\$44,715	\$54,000
Theology and Religious Vocations	10	\$65,080	\$68,134	\$68,134	\$68,134
Physical Sciences	194	\$83,101	\$68,500	\$79,410	\$98,333
Psychology	163	\$67,327	\$56,750	\$62,000	\$71,208
Homeland Security, Law Enforcement, Firefighting, and Related Protective Services	15	\$94,749	\$71,800	\$103,000	\$120,000
Public Administration and Social Service Professions	41	\$82,739	\$68,900	\$72,167	\$103,948
Social Sciences	114	\$81,295	\$57,400	\$65,250	\$103,333
Visual and Performing Arts	34	\$55,925	\$45,000	\$56,467	\$66,500
Health Professions and Related Programs	891	\$91,724	\$71,667	\$79,910	\$103,182
Business, Management, Marketing, and Related Support Services	105	\$144,593	\$109,600	\$148,500	\$170,306
History	12	\$53,943	\$41,830	\$49,667	\$67,833

STARTING SALARY BY ACADEMIC MAJOR – DOCTORAL

DOCTORAL DEGREES/STARTING SALARY BY ACADEMIC MAJOR

ACADEMIC MAJOR	# OF SALARIES	MEAN	25TH PERCENTILE	MEDIAN	75TH PERCENTILE
AGRICULTURE	219	\$87,910	\$85,759	\$93,846	\$96,414
Animal Sciences	5	\$97,400	\$100,000	\$107,500	\$107,500
Food Science and Technology	12	\$73,292	\$63,667	\$73,000	\$73,000
Plant Science	23	\$66,589	\$50,000	\$64,000	\$90,500
Veterinary Medicine	174	\$92,197	\$93,846	\$93,846	\$96,414
NATURAL RESOURCES	36	\$63,390	\$50,000	\$60,667	\$69,167
Natural Resources Conservation and Research	26	\$60,021	\$50,000	\$59,084	\$68,500
Natural Resources Management	6	\$76,250	\$62,000	\$69,167	\$69,167
ARCHITECTURE and RELATED SERVICES	9	\$95,517	\$78,149	\$80,000	\$92,500
*insufficient data by major					
AREA, ETHNIC, CULTURAL, GENDER, and GROUP STUDIES	10	\$49,647	\$35,000	\$47,350	\$56,000
Area Studies	4	\$54,750	\$44,000	\$50,000	\$65,500
Ethnic, Cultural Minority, Gender, and Group Studies	6	\$46,244	\$34,533	\$42,850	\$50,700
COMMUNICATION, JOURNALISM, and RELATED PROGRAMS	35	\$67,036	\$53,500	\$65,000	\$83,500
Communication and Media Studies	29	\$65,768	\$55,000	\$65,000	\$82,200
COMPUTER and INFORMATION SCIENCES and SUPPORT SERVICES	92	\$138,290	\$126,000	\$135,884	\$155,000
Computer and Information Science	32	\$136,443	\$109,500	\$116,750	\$166,438
Computer Science	55	\$140,788	\$135,884	\$135,884	\$148,700
EDUCATION	467	\$85,742	\$65,503	\$79,333	\$102,000
Education, General	67	\$86,373	\$71,540	\$92,721	\$98,071
Curriculum and Instruction	25	\$66,286	\$59,000	\$66,430	\$75,000
Education Administration and Supervision	232	\$96,160	\$73,963	\$82,000	\$119,600
Educational/Instructional Media Design	5	\$69,000	\$50,000	\$80,000	\$80,000
Educational Assessment, Evaluation, and Research	11	\$80,152	\$63,000	\$77,250	\$100,000
Special Education and Teaching	25	\$61,180	\$58,333	\$58,333	\$69,000
Student Counseling and Personnel Services	22	\$70,314	\$57,667	\$65,503	\$75,000
Teacher Education, Specific Levels and Methods	25	\$68,400	\$55,000	\$63,786	\$63,786
Teacher Education, Specific Subject Areas	34	\$80,279	\$60,500	\$85,367	\$85,500
ENGINEERING	679	\$107,420	\$84,667	\$111,773	\$123,000
Engineering, General	34	\$95,376	\$84,410	\$92,600	\$120,000
Aerospace Engineering	26	\$109,532	\$111,710	\$120,000	\$125,000
Biomedical/Medical Engineering	29	\$82,482	\$62,500	\$71,300	\$100,000
Chemical Engineering	61	\$107,696	\$95,000	\$115,000	\$123,000
Civil Engineering	55	\$72,400	\$71,167	\$74,342	\$78,250
Computer Engineering	50	\$142,609	\$116,333	\$149,873	\$159,428
Electrical, Electronics, and Communications Engineering	87	\$122,360	\$110,000	\$119,107	\$135,000
Materials Engineering	50	\$94,929	\$84,000	\$94,700	\$113,811
Mechanical Engineering	87	\$103,728	\$85,667	\$115,000	\$122,647

STARTING SALARY BY ACADEMIC MAJOR – DOCTORAL

DOCTORAL DEGREES/STARTING SALARY BY ACADEMIC MAJOR

ACADEMIC MAJOR	# OF SALARIES	MEAN	25TH PERCENTILE	MEDIAN	75TH PERCENTILE
Metallurgical Engineering	10	\$90,900	\$90,900	\$90,900	\$90,900
Nuclear Engineering	22	\$90,991	\$80,786	\$80,786	\$111,773
Systems Engineering	7	\$126,143	\$126,600	\$126,600	\$126,600
Industrial Engineering	22	\$92,644	\$77,083	\$96,667	\$108,000
Biological/Biosystems Engineering	15	\$75,208	\$63,542	\$71,000	\$82,500
Electrical and Computer Engineering	45	\$156,392	\$169,000	\$169,000	\$169,000
Energy Systems Engineering	8	\$100,234	\$100,234	\$100,234	\$100,234
FOREIGN LANGUAGES, LITERATURES, and LINGUISTICS	16	\$56,125	\$50,000	\$53,000	\$62,500
Linguistic, Comparative, and Related Language Studies	8	\$55,125	\$50,500	\$52,500	\$60,000
Romance Languages	6	\$58,500	\$45,000	\$56,500	\$80,000
FAMILY and CONSUMER SCIENCES/HUMAN SCIENCES	14	\$77,554	\$68,333	\$79,587	\$82,800
Foods, Nutrition, and Related Services	7	\$71,251	\$68,333	\$68,333	\$79,587
Human Development, Family Studies, and Related Services	7	\$83,857	\$82,800	\$82,800	\$82,800
LEGAL STUDIES	177	\$104,443	\$94,647	\$97,500	\$124,244
Law	177	\$104,443	\$94,647	\$97,500	\$124,244
ENGLISH LANGUAGE and LITERATURE/LETTERS	40	\$63,814	\$56,114	\$62,667	\$75,156
English Language and Literature/Letters	30	\$64,351	\$60,750	\$62,833	\$70,500
Rhetoric and Composition/Writing Studies	6	\$68,965	\$45,500	\$80,697	\$80,697
Literature	4	\$52,060	\$48,007	\$56,114	\$56,114
BIOLOGICAL and BIOMEDICAL SCIENCES	217	\$76,749	\$55,253	\$65,500	\$90,000
Biology	71	\$72,629	\$53,796	\$64,000	\$78,000
Biochemistry, Biophysics, and Molecular Biology	18	\$84,747	\$53,760	\$85,892	\$103,500
Botany	5	\$75,600	\$58,000	\$77,500	\$77,500
Cell/Cellular Biology	14	\$65,349	\$53,700	\$69,500	\$79,690
Microbiological Sciences	21	\$69,482	\$47,500	\$59,250	\$80,080
Zoology/Animal Biology	7	\$69,601	\$50,000	\$69,000	\$83,597
Genetics	5	\$81,152	\$55,253	\$55,253	\$120,000
Physiology, Pathology, and Related Sciences	27	\$78,803	\$63,556	\$63,556	\$82,667
Pharmacology and Toxicology	6	\$126,583	\$87,500	\$140,000	\$157,500
Biomathematics, Bioinformatics, and Computational Biology	11	\$101,455	\$90,000	\$108,200	\$108,200
Ecology, Evolution, Systematics, and Population Biology	19	\$73,501	\$60,500	\$65,000	\$72,993
Neurobiology and Neurosciences	11	\$69,339	\$63,183	\$70,875	\$70,875
MATHEMATICS and STATISTICS	94	\$92,324	\$68,670	\$82,000	\$108,033
Mathematics	50	\$78,611	\$56,148	\$73,875	\$83,636
Applied Mathematics	9	\$106,622	\$71,700	\$90,167	\$158,000
Statistics	29	\$114,033	\$82,000	\$108,033	\$152,000
Applied Statistics	4	\$86,000	\$80,000	\$82,000	\$92,000
MULTI/INTERDISCIPLINARY STUDIES	142	\$83,465	\$85,748	\$85,748	\$85,748
Multi/Interdisciplinary Studies	111	\$84,470	\$85,748	\$85,748	\$85,748
Data Science	9	\$102,178	\$106,100	\$106,100	\$106,100

STARTING SALARY BY ACADEMIC MAJOR – DOCTORAL

DOCTORAL DEGREES/STARTING SALARY BY ACADEMIC MAJOR

ACADEMIC MAJOR	# OF SALARIES	MEAN	25TH PERCENTILE	MEDIAN	75TH PERCENTILE
PARKS, RECREATION, LEISURE, and FITNESS STUDIES	28	\$74,766	\$71,333	\$77,084	\$79,501
Parks, Recreation, and Leisure Studies	4	\$64,784	\$63,045	\$63,045	\$66,522
Health and Physical Education/Fitness	24	\$76,430	\$72,833	\$79,501	\$79,501
PHILOSOPHY and RELIGIOUS STUDIES	14	\$44,817	\$34,921	\$44,715	\$54,000
Philosophy	9	\$43,277	\$40,400	\$43,000	\$50,000
Religion/Religious Studies	5	\$47,590	\$34,921	\$46,430	\$67,500
THEOLOGY and RELIGIOUS VOCATIONS	10	\$65,080	\$68,134	\$68,134	\$68,134
Theological and Ministerial Studies	10	\$65,080	\$68,134	\$68,134	\$68,134
PHYSICAL SCIENCES	194	\$83,101	\$68,500	\$79,410	\$98,333
Chemistry	86	\$75,345	\$67,200	\$72,980	\$79,410
Geological and Earth Sciences	30	\$73,267	\$55,200	\$63,000	\$106,500
Physics	65	\$91,689	\$86,331	\$86,700	\$94,587
Materials Science	9	\$118,125	\$119,500	\$120,000	\$134,657
PSYCHOLOGY	163	\$67,327	\$56,750	\$62,000	\$71,208
Psychology	65	\$62,930	\$56,750	\$59,251	\$63,561
Research and Experimental Psychology	22	\$80,033	\$58,940	\$72,375	\$86,000
Clinical Counseling and Applied Psychology	76	\$67,409	\$55,835	\$65,536	\$71,208
HOMELAND SECURITY, LAW ENFORCEMENT, FIREFIGHTING, and RELATED PROTECTIVE SERVICES	15	\$94,749	\$71,800	\$103,000	\$120,000
Criminal Justice and Corrections	10	\$106,223	\$103,000	\$111,500	\$120,000
Homeland Security	5	\$71,800	\$71,800	\$71,800	\$71,800
PUBLIC ADMINISTRATION and SOCIAL SERVICE PROFESSIONS	41	\$82,739	\$68,900	\$72,167	\$103,948
Public Policy Analysis	16	\$76,563	\$65,688	\$71,375	\$75,688
Social Work	24	\$85,095	\$68,900	\$85,250	\$103,948
SOCIAL SCIENCES	114	\$81,295	\$57,400	\$65,250	\$103,333
Anthropology	16	\$57,588	\$48,500	\$64,061	\$64,061
Economics	44	\$103,441	\$65,250	\$103,807	\$137,875
Geography	8	\$69,185	\$48,750	\$60,990	\$103,333
International Relations and National Security Studies	5	\$60,320	\$55,000	\$55,000	\$55,000
Political Science and Government	16	\$74,145	\$53,200	\$62,333	\$106,750
Sociology	22	\$69,837	\$57,500	\$67,400	\$90,000
VISUAL and PERFORMING ARTS	34	\$55,925	\$45,000	\$56,467	\$66,500
Design and Applied Arts	6	\$65,000	\$61,500	\$66,750	\$66,750
Music	18	\$53,484	\$39,500	\$53,750	\$65,000
HEALTH PROFESSIONS and RELATED PROGRAMS	891	\$91,724	\$71,667	\$79,910	\$103,182
Communication Disorders Sciences	19	\$74,377	\$71,667	\$71,667	\$78,000
Dentistry	8	\$153,625	\$150,667	\$150,667	\$150,667
Health and Medical Administrative Services	7	\$102,286	\$62,500	\$86,000	\$160,000
Allied Health Diagnostic, Intervention, and Treatment Professions	5	\$63,100	\$47,375	\$47,375	\$47,375

STARTING SALARY BY ACADEMIC MAJOR — DOCTORAL

DOCTORAL DEGREES/STARTING SALARY BY ACADEMIC MAJOR

ACADEMIC MAJOR	# OF SALARIES	MEAN	25TH PERCENTILE	MEDIAN	75TH PERCENTILE
Medicine	85	\$77,116	\$66,040	\$85,388	\$85,388
Mental and Social Health Services	6	\$68,500	\$52,000	\$65,000	\$76,000
Pharmacy, Pharmaceutical Sciences, and Administration	290	\$79,497	\$66,001	\$76,254	\$92,500
Public Health	21	\$71,795	\$63,047	\$65,000	\$76,037
Rehabilitation and Therapeutic Professions	189	\$72,478	\$67,800	\$72,572	\$76,970
Registered Nursing	245	\$126,750	\$100,000	\$122,934	\$138,790
BUSINESS, MANAGEMENT, MARKETING, and RELATED SUPPORT SERVICES	105	\$144,593	\$109,600	\$148,500	\$170,306
Business, General	25	\$187,380	\$174,214	\$224,385	\$224,385
Business Administration/Management	75	\$133,256	\$100,000	\$129,300	\$170,306
HISTORY	12	\$53,943	\$41,830	\$49,667	\$67,833
History	12	\$53,943	\$41,830	\$49,667	\$67,833

STARTING SALARY BY REGION AND MAJOR/ BACHELOR'S DEGREES

BACHELOR'S DEGREES/STARTING SALARY BY REGION AND MAJOR

AVERAGE SALARIES BY REGION/BACHELOR'S DEGREES

REGION	# OF SALARIES	MEAN	25TH PERCENTILE	MEDIAN	75TH PERCENTILE
New England	4,872	\$67,868	\$60,256	\$68,793	\$75,088
Mideast	11,738	\$68,573	\$57,086	\$65,857	\$81,920
Great Lakes	23,099	\$58,021	\$51,291	\$57,141	\$64,164
Plains	7,131	\$52,338	\$48,787	\$51,882	\$56,532
Southeast	20,675	\$55,838	\$49,237	\$55,467	\$62,284
Southwest	12,020	\$60,981	\$52,335	\$59,202	\$66,360
Rocky Mountain	2,758	\$56,329	\$53,241	\$57,307	\$59,396
Far West	8,477	\$65,696	\$55,795	\$64,117	\$74,348

BACHELOR'S DEGREE SALARIES BY REGION AND MAJOR – NEW ENGLAND

REGION/ACADEMIC MAJOR	# OF SALARIES	MEAN	25TH PERCENTILE	MEDIAN	75TH PERCENTILE
NEW ENGLAND REGION					
NATURAL RESOURCES	59	\$49,707	\$40,313	\$51,500	\$54,889
Natural Resources Conservation and Research	57	\$50,037	\$46,053	\$51,500	\$54,889
ARCHITECTURE and RELATED SERVICES	10	\$56,826	\$49,920	\$53,750	\$57,500
*insufficient data by major					
AREA, ETHNIC, CULTURAL, GENDER, and GROUP STUDIES	25	\$47,160	\$39,000	\$41,575	\$58,750
Area Studies	18	\$50,953	\$35,000	\$53,750	\$59,000
Ethnic, Cultural Minority, Gender, and Group Studies	7	\$37,409	\$39,000	\$39,000	\$39,000
COMMUNICATION, JOURNALISM, and RELATED PROGRAMS	162	\$52,886	\$46,466	\$53,473	\$56,809
Communication and Media Studies	61	\$54,209	\$47,500	\$53,473	\$54,820
Journalism	17	\$46,816	\$43,820	\$43,820	\$47,000
Radio, Television, and Digital Communication	22	\$44,562	\$46,466	\$46,466	\$46,466
Public Relations, Advertising, and Applied Communication	62	\$56,202	\$56,809	\$56,809	\$56,809
COMMUNICATIONS TECHNOLOGIES	14	\$56,927	\$44,166	\$62,031	\$62,031
Audiovisual Communications Technologies	4	\$44,166	\$44,166	\$44,166	\$44,166
Graphic Communications	10	\$62,031	\$62,031	\$62,031	\$62,031
COMPUTER and INFORMATION SCIENCES and SUPPORT SERVICES	546	\$104,215	\$90,827	\$105,737	\$116,151
Computer and Information Science	167	\$110,538	\$110,000	\$116,151	\$116,151
Computer Programming	15	\$70,667	\$70,667	\$70,667	\$70,667
Computer Science	336	\$104,055	\$90,827	\$105,737	\$130,000
Computer Software and Media Applications	19	\$91,300	\$77,243	\$90,000	\$97,667
Computer/Information Technology Administration and Management	8	\$76,425	\$43,293	\$96,304	\$96,304
EDUCATION	73	\$43,683	\$39,500	\$41,917	\$44,670
Education, General	10	\$50,498	\$39,124	\$39,124	\$52,040

BACHELOR'S DEGREES/STARTING SALARY BY REGION AND MAJOR

BACHELOR'S DEGREE SALARIES BY REGION AND MAJOR – NEW ENGLAND

REGION/ACADEMIC MAJOR	# OF SALARIES	MEAN	25TH PERCENTILE	MEDIAN	75TH PERCENTILE
NEW ENGLAND REGION					
Teacher Education, Specific Levels and Methods	50	\$41,435	\$39,500	\$40,000	\$43,906
Teacher Education, Specific Subject Areas	9	\$45,793	\$44,670	\$46,600	\$49,770
ENGINEERING	963	\$78,648	\$71,536	\$76,693	\$86,089
Engineering, General	15	\$67,823	\$69,250	\$69,250	\$69,250
Aerospace Engineering	41	\$75,175	\$73,337	\$73,337	\$79,133
Architectural Engineering	9	\$65,187	\$65,187	\$65,187	\$65,187
Biomedical/Medical Engineering	105	\$66,227	\$66,191	\$66,388	\$66,388
Chemical Engineering	86	\$75,563	\$71,536	\$71,536	\$79,632
Civil Engineering	59	\$67,667	\$65,388	\$65,388	\$71,680
Computer Engineering	77	\$96,532	\$95,000	\$95,000	\$98,748
Electrical, Electronics, and Communications Engineering	76	\$81,802	\$80,851	\$80,851	\$86,000
Environmental/Environmental Health Engineering	5	\$59,346	\$59,346	\$59,346	\$59,346
Materials Engineering	7	\$80,000	\$80,000	\$80,000	\$80,000
Mechanical Engineering	297	\$78,797	\$73,269	\$73,269	\$86,089
Naval Architecture and Marine Engineering	30	\$104,933	\$104,933	\$104,933	\$104,933
Systems Engineering	10	\$79,050	\$79,050	\$79,050	\$79,050
Industrial Engineering	31	\$73,878	\$71,778	\$71,778	\$76,785
Mechatronics, Robotics, and Automation Engineering	46	\$86,487	\$86,487	\$86,487	\$86,487
Electrical and Computer Engineering	7	\$92,714	\$92,714	\$92,714	\$92,714
Engineering, Other	62	\$78,086	\$76,693	\$79,234	\$79,234
ENGINEERING TECHNOLOGIES	31	\$67,288	\$62,500	\$68,857	\$72,480
Mechanical Engineering-Related Technologies	7	\$68,857	\$68,857	\$68,857	\$68,857
Construction Engineering Technologies	6	\$63,188	\$63,188	\$63,188	\$63,188
Engineering-Related Technologies	8	\$62,500	\$62,500	\$62,500	\$62,500
Engineering-Related Fields	10	\$72,480	\$72,480	\$72,480	\$72,480
FOREIGN LANGUAGES, LITERATURES, and LINGUISTICS	30	\$53,157	\$47,333	\$52,667	\$57,060
Linguistic, Comparative, and Related Language Studies	6	\$65,200	\$72,000	\$72,000	\$72,000
Romance Languages	19	\$51,012	\$47,333	\$52,667	\$52,667
Classics and Classical Languages	4	\$49,213	\$42,425	\$50,425	\$56,000
FAMILY and CONSUMER SCIENCES/HUMAN SCIENCES	6	\$37,877	\$37,593	\$37,593	\$38,740
Human Development, Family Studies, and Related Services	6	\$37,877	\$37,593	\$37,593	\$38,740
ENGLISH LANGUAGE and LITERATURE/LETTERS	58	\$47,909	\$40,814	\$47,600	\$59,000
English Language and Literature/Letters	50	\$50,544	\$44,942	\$50,829	\$59,000
Rhetoric and Composition/Writing Studies	8	\$31,437	\$31,437	\$31,437	\$31,437
LIBERAL ARTS and SCIENCES, GENERAL STUDIES, and HUMANITIES	19	\$65,474	\$47,500	\$50,000	\$96,714
Liberal Arts and Sciences, General Studies, and Humanities	19	\$65,474	\$47,500	\$50,000	\$96,714

BACHELOR'S DEGREES/STARTING SALARY BY REGION AND MAJOR

BACHELOR'S DEGREE SALARIES BY REGION AND MAJOR — NEW ENGLAND

REGION/ACADEMIC MAJOR	# OF SALARIES	MEAN	25TH PERCENTILE	MEDIAN	75TH PERCENTILE
NEW ENGLAND REGION					
BIOLOGICAL and BIOMEDICAL SCIENCES	322	\$46,573	\$42,749	\$46,200	\$49,792
Biology	123	\$46,366	\$41,576	\$43,482	\$51,771
Biochemistry, Biophysics, and Molecular Biology	71	\$45,717	\$42,749	\$42,749	\$46,200
Cell/Cellular Biology	7	\$45,000	\$45,000	\$45,000	\$45,000
Physiology, Pathology, and Related Sciences	20	\$47,424	\$47,424	\$47,424	\$47,424
Biomathematics, Bioinformatics, and Computational Biology	5	\$50,000	\$50,000	\$50,000	\$50,000
Ecology, Evolution, Systematics, and Population Biology	7	\$46,243	\$44,320	\$44,320	\$44,320
Neurobiology and Neurosciences	82	\$47,005	\$44,950	\$49,072	\$49,792
Biological Sciences, Other	4	\$59,000	\$35,500	\$59,000	\$82,500
MATHEMATICS and STATISTICS	107	\$80,974	\$67,082	\$74,467	\$79,250
Mathematics	95	\$82,066	\$67,082	\$74,467	\$122,875
Statistics	5	\$71,000	\$71,000	\$71,000	\$71,000
Applied Statistics	6	\$75,500	\$75,500	\$75,500	\$75,500
MULTI/INTERDISCIPLINARY STUDIES	60	\$55,764	\$40,747	\$55,900	\$67,500
Multi/Interdisciplinary Studies	4	\$43,440	\$40,933	\$40,933	\$45,947
International/Global Studies	14	\$55,679	\$55,900	\$55,900	\$55,900
Marine Science	10	\$32,975	\$32,975	\$32,975	\$32,975
Sustainability Studies	4	\$59,740	\$59,740	\$59,740	\$59,740
Data Science	10	\$86,600	\$83,429	\$83,429	\$94,000
Data Analytics	6	\$59,667	\$50,000	\$67,500	\$67,500
PARKS, RECREATION, LEISURE, and FITNESS STUDIES	35	\$39,923	\$37,500	\$40,000	\$43,100
Health and Physical Education/Fitness	30	\$39,307	\$37,500	\$40,000	\$43,100
PHILOSOPHY and RELIGIOUS STUDIES	17	\$46,442	\$44,341	\$48,079	\$51,250
Philosophy	11	\$47,593	\$44,341	\$44,341	\$60,000
Religion/Religious Studies	6	\$44,333	\$30,500	\$51,250	\$51,250
PHYSICAL SCIENCES	69	\$62,329	\$57,000	\$59,971	\$71,200
Astronomy and Astrophysics	5	\$57,000	\$57,000	\$57,000	\$57,000
Chemistry	27	\$58,561	\$58,004	\$59,120	\$59,971
Physics	34	\$67,024	\$67,113	\$67,113	\$74,000
PSYCHOLOGY	179	\$45,753	\$41,600	\$47,000	\$48,000
Psychology	116	\$43,725	\$37,859	\$45,345	\$48,000
Research and Experimental Psychology	34	\$47,941	\$45,000	\$47,000	\$47,000
Clinical Counseling and Applied Psychology	9	\$32,904	\$32,500	\$32,500	\$32,500
HOMELAND SECURITY, LAW ENFORCEMENT, FIREFIGHTING, and RELATED PROTECTIVE SERVICES	81	\$60,887	\$52,500	\$66,210	\$69,196
Criminal Justice and Corrections	35	\$54,374	\$42,592	\$52,500	\$61,000
Homeland Security	10	\$66,210	\$66,210	\$66,210	\$66,210
Security Science and Technology (Cybersecurity)	36	\$65,741	\$69,196	\$69,196	\$69,196

BACHELOR'S DEGREES/STARTING SALARY BY REGION AND MAJOR

BACHELOR'S DEGREE SALARIES BY REGION AND MAJOR – NEW ENGLAND

REGION/ACADEMIC MAJOR	# OF SALARIES	MEAN	25TH PERCENTILE	MEDIAN	75TH PERCENTILE
NEW ENGLAND REGION					
PUBLIC ADMINISTRATION and SOCIAL SERVICE PROFESSIONS	15	\$41,226	\$38,500	\$40,895	\$45,760
Social Work	12	\$39,824	\$38,500	\$38,500	\$40,895
SOCIAL SCIENCES	441	\$62,037	\$52,000	\$60,403	\$72,731
Anthropology	7	\$49,149	\$45,120	\$45,120	\$55,000
Criminology	30	\$44,995	\$43,705	\$44,851	\$47,553
Economics	196	\$74,759	\$72,686	\$72,731	\$80,392
International Relations and National Security Studies	34	\$54,265	\$52,100	\$52,100	\$52,100
Political Science and Government	123	\$54,918	\$47,840	\$52,008	\$60,403
Sociology	45	\$48,214	\$41,030	\$48,520	\$52,500
Sociology and Anthropology	4	\$33,744	\$31,822	\$35,667	\$35,667
TRANSPORTATION and MATERIALS MOVING	22	\$72,500	\$72,500	\$72,500	\$72,500
Marine Transportation	22	\$72,500	\$72,500	\$72,500	\$72,500
VISUAL and PERFORMING ARTS	129	\$48,542	\$38,322	\$47,500	\$57,667
Design and Applied Arts	55	\$53,070	\$47,500	\$48,500	\$66,923
Drama/Theatre Arts	13	\$44,754	\$38,500	\$38,500	\$58,084
Film/Video and Photographic Arts	15	\$49,209	\$37,812	\$56,835	\$56,835
Fine and Studio Arts	24	\$42,765	\$32,500	\$38,322	\$51,667
Music	18	\$47,209	\$38,333	\$50,960	\$55,450
HEALTH PROFESSIONS and RELATED PROGRAMS	376	\$62,632	\$60,000	\$65,447	\$70,845
Communication Disorders Sciences	4	\$50,682	\$41,140	\$54,612	\$60,223
Health and Medical Administrative Services	27	\$53,118	\$50,193	\$50,193	\$54,813
Allied Health Diagnostic, Intervention, and Treatment Professions	5	\$42,620	\$40,000	\$44,367	\$44,367
Clinical/Medical Laboratory Sciences	4	\$58,500	\$58,500	\$58,500	\$58,500
Mental and Social Health Services	6	\$42,370	\$42,370	\$42,370	\$42,370
Rehabilitation and Therapeutic Professions	7	\$42,569	\$38,992	\$47,000	\$50,000
Registered Nursing	282	\$68,272	\$62,316	\$68,425	\$70,845
BUSINESS, MANAGEMENT, MARKETING, and RELATED SUPPORT SERVICES	981	\$66,045	\$58,750	\$71,980	\$71,980
Business, General	214	\$75,340	\$74,820	\$74,820	\$74,820
Business Administration/Management	408	\$68,072	\$71,980	\$71,980	\$71,980
Accounting	97	\$62,526	\$60,000	\$65,315	\$68,475
Finance	52	\$56,256	\$48,833	\$60,000	\$62,563
Hospitality Administration/Management	49	\$55,135	\$52,500	\$56,190	\$56,190
International Business	57	\$67,538	\$61,850	\$75,436	\$75,436
Management Information Systems	15	\$63,440	\$55,000	\$72,500	\$72,500
Marketing	84	\$49,278	\$43,078	\$48,429	\$53,920
HISTORY	39	\$50,005	\$49,000	\$53,300	\$57,228
History	39	\$50,005	\$49,000	\$53,300	\$57,228

BACHELOR'S DEGREES/STARTING SALARY BY REGION AND MAJOR

BACHELOR'S DEGREE SALARIES BY REGION AND MAJOR – MIDEAST

REGION/ACADEMIC MAJOR	# OF SALARIES	MEAN	25TH PERCENTILE	MEDIAN	75TH PERCENTILE
MIDEAST REGION					
NATURAL RESOURCES	68	\$47,942	\$36,833	\$44,720	\$61,160
Natural Resources Conservation and Research	55	\$43,954	\$35,000	\$38,688	\$55,000
Natural Resources Management	11	\$70,238	\$70,238	\$70,238	\$70,238
ARCHITECTURE and RELATED SERVICES	82	\$59,596	\$57,182	\$61,577	\$61,577
Architecture	27	\$60,096	\$55,086	\$57,182	\$62,500
Environmental Design	7	\$52,066	\$50,050	\$52,872	\$52,872
Architectural Sciences and Technology	48	\$60,413	\$61,577	\$61,577	\$61,577
AREA, ETHNIC, CULTURAL, GENDER, and GROUP STUDIES	36	\$53,686	\$40,564	\$48,295	\$66,750
Area Studies	24	\$56,095	\$43,409	\$56,750	\$66,750
Ethnic, Cultural Minority, Gender, and Group Studies	12	\$48,867	\$38,609	\$43,750	\$66,167
COMMUNICATION, JOURNALISM, and RELATED PROGRAMS	456	\$48,653	\$42,875	\$50,723	\$54,740
Communication and Media Studies	157	\$47,008	\$40,000	\$47,074	\$53,333
Journalism	48	\$42,277	\$42,150	\$42,325	\$43,350
Radio, Television, and Digital Communication	70	\$51,009	\$46,500	\$50,806	\$50,806
Public Relations, Advertising, and Applied Communication	161	\$51,393	\$45,000	\$55,393	\$57,825
Publishing	4	\$31,548	\$31,548	\$31,548	\$31,548
Communication, Journalism, and Related Programs, Other	13	\$49,772	\$50,640	\$51,453	\$51,453
COMMUNICATIONS TECHNOLOGIES	15	\$53,086	\$54,000	\$54,000	\$54,000
Audiovisual Communications Technologies	9	\$54,000	\$54,000	\$54,000	\$54,000
Graphic Communications	6	\$51,716	\$48,856	\$54,667	\$57,333
COMPUTER and INFORMATION SCIENCES and SUPPORT SERVICES	869	\$90,137	\$73,458	\$87,500	\$104,007
Computer and Information Science	243	\$85,813	\$77,500	\$78,984	\$88,815
Computer Programming	11	\$81,260	\$84,500	\$84,500	\$84,500
Information Science	28	\$72,278	\$60,010	\$80,938	\$80,938
Computer Science	432	\$101,295	\$87,500	\$93,922	\$116,617
Computer Software and Media Applications	54	\$71,322	\$60,167	\$73,458	\$73,458
Computer Systems Networking and Telecommunications	5	\$47,760	\$47,760	\$47,760	\$47,760
Computer/Information Technology Administration and Management	93	\$70,689	\$55,000	\$70,580	\$76,500
EDUCATION	224	\$43,237	\$35,000	\$41,700	\$52,827
Education, General	7	\$33,906	\$22,250	\$35,800	\$40,000
Special Education and Teaching	27	\$41,121	\$34,255	\$36,000	\$51,250
Teacher Education, Specific Levels and Methods	130	\$41,478	\$35,000	\$40,046	\$47,571
Teacher Education, Specific Subject Areas	57	\$48,251	\$37,440	\$45,000	\$58,307

BACHELOR'S DEGREES/STARTING SALARY BY REGION AND MAJOR

BACHELOR'S DEGREE SALARIES BY REGION AND MAJOR – MIDEAST

REGION/ACADEMIC MAJOR	# OF SALARIES	MEAN	25TH PERCENTILE	MEDIAN	75TH PERCENTILE
MIDEAST REGION					
ENGINEERING	1,451	\$88,422	\$72,500	\$78,971	\$116,534
Engineering, General	20	\$62,581	\$62,581	\$62,581	\$62,581
Aerospace Engineering	50	\$78,719	\$76,913	\$78,971	\$80,214
Biomedical/Medical Engineering	64	\$68,940	\$64,805	\$70,977	\$71,387
Chemical Engineering	108	\$72,337	\$69,475	\$72,357	\$78,750
Civil Engineering	139	\$69,092	\$66,833	\$68,697	\$70,259
Computer Engineering	242	\$107,545	\$85,857	\$128,046	\$128,046
Electrical, Electronics, and Communications Engineering	91	\$78,659	\$74,593	\$80,525	\$80,566
Engineering Science	5	\$54,700	\$54,700	\$54,700	\$54,700
Materials Engineering	20	\$68,496	\$56,000	\$73,364	\$74,500
Mechanical Engineering	270	\$75,125	\$69,917	\$72,553	\$76,442
Nuclear Engineering	4	\$73,000	\$73,000	\$73,000	\$73,000
Industrial Engineering	43	\$72,117	\$65,955	\$73,900	\$77,393
Operations Research	50	\$110,000	\$110,000	\$110,000	\$110,000
Electrical and Computer Engineering	139	\$103,105	\$78,438	\$100,000	\$122,773
Engineering, Other	10	\$74,340	\$74,300	\$74,300	\$74,300
ENGINEERING TECHNOLOGIES	264	\$67,034	\$61,200	\$68,360	\$69,154
Civil Engineering Technologies	46	\$59,270	\$59,988	\$59,988	\$59,988
Electrical Engineering Technologies	21	\$72,364	\$66,380	\$76,046	\$76,046
Electromechanical Technologies	17	\$65,727	\$56,080	\$71,689	\$71,689
Environmental Control Technologies	8	\$62,638	\$50,400	\$62,638	\$74,875
Industrial Production Technologies	17	\$69,809	\$69,154	\$69,154	\$69,154
Quality Control and Safety Technologies/Technicians	9	\$61,200	\$61,200	\$61,200	\$61,200
Mechanical Engineering-Related Technologies	93	\$68,241	\$67,900	\$68,360	\$69,064
Construction Engineering Technologies	8	\$65,090	\$64,389	\$64,389	\$64,389
Computer Engineering Technologies	13	\$79,500	\$79,792	\$79,792	\$79,792
Engineering-Related Fields	29	\$70,059	\$68,984	\$68,984	\$72,100
FOREIGN LANGUAGES, LITERATURES, and LINGUISTICS	68	\$47,290	\$36,238	\$42,778	\$50,000
Linguistic, Comparative, and Related Language Studies	17	\$50,806	\$40,000	\$40,943	\$54,000
Romance Languages	41	\$41,073	\$34,320	\$42,778	\$47,787
FAMILY and CONSUMER SCIENCES/HUMAN SCIENCES	82	\$40,725	\$37,470	\$37,470	\$45,000
Family and Consumer Sciences/Human Sciences	8	\$45,000	\$45,000	\$45,000	\$45,000
Foods, Nutrition, and Related Services	4	\$39,650	\$31,850	\$32,500	\$47,450
Human Development, Family Studies, and Related Services	70	\$40,298	\$37,470	\$37,470	\$42,800
LEGAL STUDIES	8	\$45,093	\$44,330	\$45,167	\$52,125
Legal Professions	7	\$44,856	\$43,493	\$45,167	\$57,500

BACHELOR'S DEGREES/STARTING SALARY BY REGION AND MAJOR

BACHELOR'S DEGREE SALARIES BY REGION AND MAJOR – MIDEAST

REGION/ACADEMIC MAJOR	# OF SALARIES	MEAN	25TH PERCENTILE	MEDIAN	75TH PERCENTILE
MIDEAST REGION					
ENGLISH LANGUAGE and LITERATURE/LETTERS	161	\$45,986	\$41,600	\$46,700	\$52,031
English Language and Literature/Letters	99	\$46,791	\$45,122	\$49,000	\$52,031
Rhetoric and Composition/Writing Studies	22	\$41,559	\$32,450	\$32,450	\$50,000
Literature	29	\$46,484	\$45,667	\$46,700	\$46,700
English Language and Literature/Letters, Other	10	\$45,642	\$41,307	\$47,500	\$47,500
LIBERAL ARTS and SCIENCES, GENERAL STUDIES, and HUMANITIES	587	\$71,262	\$75,485	\$75,485	\$75,485
Liberal Arts and Sciences, General Studies, and Humanities	587	\$71,262	\$75,485	\$75,485	\$75,485
BIOLOGICAL and BIOMEDICAL SCIENCES	408	\$44,354	\$38,577	\$44,340	\$48,943
Biology	201	\$43,349	\$38,355	\$44,188	\$48,943
Biochemistry, Biophysics, and Molecular Biology	69	\$46,409	\$41,914	\$44,550	\$50,750
Physiology, Pathology, and Related Sciences	4	\$45,448	\$42,952	\$45,448	\$47,944
Biomathematics, Bioinformatics, and Computational Biology	4	\$55,500	\$52,500	\$55,500	\$58,500
Biotechnology	12	\$62,620	\$49,730	\$69,065	\$69,065
Ecology, Evolution, Systematics, and Population Biology	32	\$42,494	\$33,834	\$40,500	\$45,000
Neurobiology and Neurosciences	80	\$43,092	\$38,577	\$44,340	\$45,000
MATHEMATICS and STATISTICS	291	\$87,074	\$66,333	\$81,938	\$102,000
Mathematics	200	\$89,195	\$72,000	\$79,969	\$100,540
Applied Mathematics	12	\$63,668	\$57,130	\$62,167	\$69,167
Statistics	77	\$85,722	\$66,333	\$102,000	\$102,000
MULTI/INTERDISCIPLINARY STUDIES	194	\$62,018	\$47,500	\$69,084	\$73,133
Multi/Interdisciplinary Studies	13	\$50,546	\$35,636	\$43,077	\$50,000
Biopsychology	7	\$48,320	\$47,500	\$47,500	\$58,000
Science, Technology and Society	18	\$82,042	\$80,398	\$80,398	\$80,398
Natural Sciences	7	\$40,000	\$40,000	\$40,000	\$40,000
Nutrition Sciences	19	\$47,525	\$45,898	\$45,898	\$51,857
International/Global Studies	15	\$52,784	\$52,941	\$54,136	\$54,136
Classical and Ancient Studies	7	\$68,331	\$73,133	\$73,133	\$73,133
Cognitive Science	12	\$44,083	\$41,600	\$41,600	\$41,600
Cultural Studies	5	\$49,530	\$49,530	\$49,530	\$49,530
Sustainability Studies	7	\$56,657	\$41,000	\$48,000	\$75,000
Data Science	6	\$60,610	\$39,520	\$72,500	\$81,250
Data Analytics	62	\$73,819	\$71,858	\$71,858	\$78,225
Multi/Interdisciplinary Studies, Other	8	\$63,500	\$58,834	\$68,167	\$68,167
PARKS, RECREATION, LEISURE, and FITNESS STUDIES	77	\$48,371	\$42,346	\$49,150	\$49,150
Health and Physical Education/Fitness	69	\$47,726	\$42,346	\$49,150	\$49,150
Leisure and Recreational Activities	6	\$59,062	\$45,040	\$48,520	\$52,250

BACHELOR'S DEGREES/STARTING SALARY BY REGION AND MAJOR

BACHELOR'S DEGREE SALARIES BY REGION AND MAJOR – MIDEAST

REGION/ACADEMIC MAJOR	# OF SALARIES	MEAN	25TH PERCENTILE	MEDIAN	75TH PERCENTILE
MIDEAST REGION					
PHILOSOPHY and RELIGIOUS STUDIES	43	\$50,925	\$34,500	\$50,000	\$65,750
Philosophy	33	\$54,955	\$34,500	\$60,975	\$65,750
Religion/Religious Studies	9	\$36,587	\$34,140	\$35,000	\$40,000
PHYSICAL SCIENCES	116	\$60,756	\$49,555	\$61,887	\$69,320
Astronomy and Astrophysics	4	\$61,693	\$53,886	\$59,443	\$69,500
Chemistry	52	\$57,591	\$48,920	\$61,000	\$64,000
Geological and Earth Sciences	21	\$44,609	\$42,640	\$50,000	\$50,000
Physics	38	\$74,371	\$63,333	\$70,950	\$85,000
PSYCHOLOGY	433	\$44,539	\$36,755	\$43,680	\$50,000
Psychology	409	\$44,080	\$36,375	\$43,680	\$50,000
Research and Experimental Psychology	17	\$55,839	\$50,625	\$50,625	\$65,000
Clinical Counseling and Applied Psychology	7	\$43,929	\$44,000	\$44,000	\$44,000
HOMELAND SECURITY, LAW ENFORCEMENT, FIREFIGHTING, and RELATED PROTECTIVE SERVICES	127	\$49,392	\$40,800	\$48,160	\$50,200
Criminal Justice and Corrections	107	\$47,609	\$40,800	\$48,160	\$49,943
Homeland Security	8	\$50,700	\$39,560	\$44,120	\$44,120
Security Science and Technology (Cybersecurity)	12	\$64,417	\$64,100	\$64,100	\$64,100
PUBLIC ADMINISTRATION and SOCIAL SERVICE PROFESSIONS	123	\$67,472	\$45,000	\$81,493	\$81,493
Public Policy Analysis	6	\$54,333	\$36,000	\$52,250	\$62,000
Social Work	35	\$43,089	\$39,798	\$41,500	\$45,000
SOCIAL SCIENCES	1,166	\$62,651	\$52,302	\$60,531	\$70,727
Social Sciences	23	\$64,984	\$43,081	\$65,000	\$81,600
Anthropology	37	\$48,259	\$38,966	\$48,500	\$52,000
Criminology	17	\$47,100	\$39,453	\$50,127	\$54,000
Economics	445	\$75,025	\$65,629	\$74,551	\$91,333
Geography	16	\$42,793	\$36,750	\$44,257	\$46,072
International Relations and National Security Studies	164	\$58,500	\$53,737	\$57,857	\$61,572
Political Science and Government	287	\$57,345	\$47,137	\$57,906	\$63,972
Sociology	87	\$51,894	\$44,907	\$53,500	\$56,160
Urban Studies/Affairs	11	\$51,418	\$45,000	\$51,867	\$55,000
Sociology and Anthropology	7	\$46,200	\$46,280	\$46,280	\$46,280
Social Sciences, Other	72	\$47,822	\$47,000	\$47,000	\$47,000
CONSTRUCTION TRADES	14	\$63,857	\$63,857	\$63,857	\$63,857
Building/Construction Finishing, Management, and Inspection	14	\$63,857	\$63,857	\$63,857	\$63,857
VISUAL and PERFORMING ARTS	496	\$45,767	\$40,000	\$44,500	\$53,314
Visual and Performing Arts	9	\$34,707	\$28,176	\$28,176	\$43,100
Dance	14	\$42,740	\$20,800	\$36,830	\$55,000

BACHELOR'S DEGREES/STARTING SALARY BY REGION AND MAJOR

BACHELOR'S DEGREE SALARIES BY REGION AND MAJOR – MIDEAST

REGION/ACADEMIC MAJOR	# OF SALARIES	MEAN	25TH PERCENTILE	MEDIAN	75TH PERCENTILE
MIDEAST REGION					
Design and Applied Arts	78	\$54,438	\$42,000	\$54,173	\$66,433
Drama/Theatre Arts	58	\$36,497	\$27,600	\$36,400	\$48,378
Film/Video and Photographic Arts	94	\$44,622	\$40,000	\$40,000	\$50,000
Fine and Studio Arts	144	\$46,892	\$44,500	\$44,500	\$49,740
Music	55	\$44,544	\$33,250	\$43,680	\$59,696
Arts, Entertainment, and Media Management	21	\$42,843	\$38,000	\$43,091	\$43,091
Visual and Performing Arts, Other	17	\$54,782	\$54,246	\$54,246	\$55,250
HEALTH PROFESSIONS and RELATED PROGRAMS	750	\$73,459	\$63,363	\$71,968	\$87,625
Communication Disorders Sciences	7	\$42,429	\$35,000	\$35,000	\$56,000
Health and Medical Administrative Services	21	\$59,403	\$54,500	\$57,350	\$72,016
Allied Health Diagnostic, Intervention, and Treatment Professions	15	\$67,328	\$60,000	\$60,140	\$60,140
Public Health	70	\$50,398	\$42,680	\$53,367	\$55,150
Rehabilitation and Therapeutic Professions	5	\$51,336	\$38,500	\$43,680	\$65,000
Medical Illustration and Informatics	4	\$70,838	\$51,676	\$70,838	\$90,000
Bioethics/Medical Ethics	5	\$39,816	\$37,082	\$37,082	\$37,082
Registered Nursing	588	\$79,514	\$65,420	\$77,169	\$97,548
BUSINESS, MANAGEMENT, MARKETING, and RELATED SUPPORT SERVICES	3,000	\$73,627	\$58,067	\$68,222	\$91,555
Business, General	528	\$72,628	\$54,250	\$77,579	\$91,555
Business Administration/Management	823	\$76,135	\$51,104	\$81,500	\$99,599
Accounting	369	\$66,893	\$58,909	\$64,333	\$69,311
Business/Managerial Economics	12	\$79,600	\$62,050	\$66,600	\$95,634
Entrepreneurial and Small Business Operations	17	\$60,353	\$53,000	\$59,000	\$72,000
Finance	477	\$76,718	\$64,778	\$72,390	\$101,246
Hospitality Administration/Management	24	\$49,991	\$34,680	\$51,875	\$64,683
Human Resources Management	14	\$60,674	\$50,000	\$61,000	\$74,000
International Business	63	\$84,166	\$65,000	\$93,778	\$95,690
Management Information Systems	166	\$95,018	\$87,163	\$94,080	\$115,963
Management Sciences and Quantitative Methods (Actuarial)	148	\$80,022	\$67,060	\$88,000	\$90,989
Marketing	281	\$59,430	\$48,723	\$59,792	\$62,235
Real Estate	27	\$68,566	\$62,085	\$62,085	\$82,760
Insurance	17	\$64,155	\$64,155	\$64,155	\$64,155
General Sales and Merchandising	8	\$48,160	\$50,000	\$50,000	\$50,000
Construction Management	4	\$63,500	\$63,500	\$63,500	\$63,500
Business, Management, Marketing, and Related Support Services, Other	19	\$64,626	\$56,600	\$61,478	\$61,478
HISTORY	125	\$52,751	\$49,072	\$57,580	\$60,000
History	125	\$52,751	\$49,072	\$57,580	\$60,000

BACHELOR'S DEGREES/STARTING SALARY BY REGION AND MAJOR

BACHELOR'S DEGREE SALARIES BY REGION AND MAJOR – GREAT LAKES

REGION/ACADEMIC MAJOR	# OF SALARIES	MEAN	25TH PERCENTILE	MEDIAN	75TH PERCENTILE
GREAT LAKES REGION					
AGRICULTURE	472	\$49,235	\$39,111	\$51,888	\$55,164
Agricultural Business and Management	189	\$52,957	\$51,888	\$53,319	\$56,064
Agricultural Mechanization	13	\$58,215	\$58,215	\$58,215	\$58,215
Agricultural Production Operations	10	\$55,164	\$55,164	\$55,164	\$55,164
Agricultural Public Services	25	\$46,833	\$38,260	\$52,061	\$52,061
Animal Sciences	120	\$39,150	\$38,600	\$39,111	\$39,111
Food Science and Technology	40	\$56,283	\$51,474	\$55,480	\$60,972
Plant Science	37	\$43,857	\$36,840	\$40,093	\$53,333
Veterinary/Animal Health Technologies/Technicians	11	\$42,273	\$42,273	\$42,273	\$42,273
Agriculture, Agriculture Operations, and Related Sciences, Other	24	\$65,816	\$65,816	\$65,816	\$65,816
NATURAL RESOURCES	159	\$42,412	\$33,901	\$41,175	\$49,184
Natural Resources Conservation and Research	123	\$45,175	\$37,901	\$45,067	\$49,964
Natural Resources Management	11	\$33,704	\$33,467	\$33,901	\$33,901
Fishing and Fisheries Sciences	13	\$34,360	\$30,365	\$30,365	\$30,365
Forestry	12	\$30,805	\$25,400	\$30,805	\$36,210
ARCHITECTURE and RELATED SERVICES	61	\$51,183	\$49,988	\$50,487	\$54,455
Architecture	19	\$50,381	\$50,487	\$50,487	\$50,487
City/Urban, Community, and Regional Planning	10	\$49,490	\$49,988	\$49,988	\$49,988
Interior Architecture	7	\$45,720	\$42,500	\$47,008	\$47,008
Landscape Architecture	10	\$56,150	\$57,389	\$57,389	\$57,389
Architectural Sciences and Technology	15	\$52,564	\$54,455	\$54,455	\$54,455
AREA, ETHNIC, CULTURAL, GENDER, and GROUP STUDIES	31	\$46,151	\$34,893	\$49,867	\$52,000
Area Studies	10	\$39,214	\$26,408	\$37,204	\$50,000
Ethnic, Cultural Minority, Gender, and Group Studies	21	\$49,455	\$39,000	\$49,867	\$52,000
COMMUNICATION, JOURNALISM, and RELATED PROGRAMS	799	\$45,326	\$41,484	\$46,469	\$50,149
Communication and Media Studies	477	\$46,118	\$45,000	\$46,469	\$50,000
Journalism	75	\$38,386	\$35,000	\$40,760	\$41,556
Radio, Television, and Digital Communication	95	\$45,525	\$36,067	\$47,144	\$55,685
Public Relations, Advertising, and Applied Communication	135	\$46,866	\$44,500	\$49,000	\$55,724
Communication, Journalism, and Related Programs, Other	17	\$40,406	\$41,010	\$41,010	\$41,010
COMMUNICATIONS TECHNOLOGIES	23	\$40,917	\$38,507	\$42,014	\$42,014
Audiovisual Communications Technologies	6	\$37,854	\$35,000	\$38,507	\$38,507
Graphic Communications	17	\$41,999	\$42,014	\$42,014	\$44,000
COMPUTER and INFORMATION SCIENCES and SUPPORT SERVICES	1,355	\$76,418	\$65,000	\$70,571	\$83,500
Computer and Information Science	488	\$74,687	\$67,000	\$74,281	\$79,397

BACHELOR'S DEGREES/STARTING SALARY BY REGION AND MAJOR

BACHELOR'S DEGREE SALARIES BY REGION AND MAJOR – GREAT LAKES

REGION/ACADEMIC MAJOR	# OF SALARIES	MEAN	25TH PERCENTILE	MEDIAN	75TH PERCENTILE
GREAT LAKES REGION					
Information Science	31	\$73,121	\$67,596	\$80,813	\$80,813
Computer Systems Analysis	10	\$67,125	\$68,406	\$68,406	\$68,406
Computer Science	547	\$85,493	\$68,000	\$83,500	\$104,876
Computer Software and Media Applications	99	\$65,739	\$63,945	\$66,337	\$70,571
Computer Systems Networking and Telecommunications	38	\$49,374	\$30,104	\$57,500	\$60,286
Computer/Information Technology Administration and Management	142	\$63,460	\$62,500	\$65,000	\$65,000
PERSONAL AND CULINARY SERVICES	5	\$36,500	\$36,500	\$36,500	\$36,500
Funeral Service and Mortuary Science	5	\$36,500	\$36,500	\$36,500	\$36,500
EDUCATION	1,228	\$40,512	\$38,965	\$41,082	\$44,240
Education, General	18	\$43,108	\$40,000	\$41,880	\$47,844
Education Administration and Supervision	96	\$40,439	\$40,317	\$40,317	\$40,317
Special Education and Teaching	195	\$40,746	\$40,000	\$40,000	\$44,000
Student Counseling and Personnel Services	5	\$35,000	\$35,000	\$35,000	\$35,000
Teacher Education, Specific Levels and Methods	617	\$39,521	\$35,805	\$41,163	\$44,158
Teacher Education, Specific Subject Areas	275	\$42,266	\$39,894	\$42,714	\$46,150
Teaching English as a Second Language	10	\$39,639	\$35,000	\$43,125	\$43,125
Education, Other	8	\$48,580	\$49,500	\$49,608	\$49,608
ENGINEERING	3,568	\$74,444	\$68,184	\$73,181	\$77,150
Engineering, General	78	\$72,222	\$69,889	\$73,925	\$73,925
Aerospace Engineering	152	\$78,092	\$76,998	\$76,998	\$77,243
Agricultural Engineering	91	\$66,344	\$60,354	\$67,610	\$72,000
Architectural Engineering	22	\$68,864	\$68,864	\$68,864	\$68,864
Biomedical/Medical Engineering	145	\$72,704	\$70,000	\$72,657	\$76,796
Chemical Engineering	311	\$73,456	\$72,613	\$74,611	\$76,250
Civil Engineering	352	\$65,051	\$62,213	\$63,596	\$68,292
Computer Engineering	541	\$89,562	\$80,000	\$80,000	\$103,165
Electrical, Electronics, and Communications Engineering	333	\$77,223	\$74,366	\$77,754	\$82,000
Engineering Physics	36	\$76,699	\$69,375	\$75,050	\$85,000
Environmental/Environmental Health Engineering	46	\$63,583	\$60,529	\$64,001	\$65,860
Materials Engineering	72	\$72,106	\$70,530	\$70,530	\$72,171
Mechanical Engineering	976	\$70,436	\$68,000	\$68,991	\$74,560
Nuclear Engineering	11	\$71,247	\$71,247	\$71,247	\$71,247
Systems Engineering	20	\$84,136	\$84,136	\$84,136	\$84,136
Polymer/Plastics Engineering	10	\$63,652	\$63,652	\$63,652	\$63,652
Construction Engineering	16	\$66,862	\$66,862	\$66,862	\$66,862
Industrial Engineering	276	\$75,075	\$73,652	\$76,780	\$76,780

BACHELOR'S DEGREES/STARTING SALARY BY REGION AND MAJOR

BACHELOR'S DEGREE SALARIES BY REGION AND MAJOR – GREAT LAKES

REGION/ACADEMIC MAJOR	# OF SALARIES	MEAN	25TH PERCENTILE	MEDIAN	75TH PERCENTILE
GREAT LAKES REGION					
Manufacturing Engineering	4	\$67,540	\$67,540	\$67,540	\$67,540
Electrical and Computer Engineering	17	\$66,279	\$66,279	\$66,279	\$66,279
Engineering, Other	53	\$71,764	\$68,791	\$74,879	\$74,879
ENGINEERING TECHNOLOGIES	470	\$64,442	\$61,997	\$65,356	\$66,916
Architectural Engineering Technologies	61	\$64,867	\$65,356	\$65,356	\$65,356
Electrical Engineering Technologies	34	\$68,529	\$60,000	\$74,000	\$74,000
Industrial Production Technologies	106	\$63,479	\$61,997	\$61,997	\$69,000
Quality Control and Safety Technologies/Technicians	7	\$61,251	\$60,627	\$60,627	\$60,627
Mechanical Engineering-Related Technologies	190	\$64,828	\$63,709	\$66,913	\$66,913
Computer Engineering Technologies	4	\$35,500	\$24,000	\$24,000	\$47,000
Engineering-Related Fields	22	\$67,399	\$67,885	\$67,885	\$67,885
FOREIGN LANGUAGES, LITERATURES, and LINGUISTICS	127	\$42,633	\$37,820	\$39,220	\$50,000
Linguistic, Comparative, and Related Language Studies	12	\$42,890	\$39,520	\$43,360	\$50,790
East Asian Languages	9	\$52,111	\$44,000	\$55,500	\$56,000
Germanic Languages	11	\$36,388	\$30,000	\$38,000	\$43,680
Romance Languages	85	\$42,649	\$37,820	\$38,500	\$47,380
Classics and Classical Languages	4	\$34,530	\$27,040	\$35,570	\$42,020
FAMILY and CONSUMER SCIENCES/HUMAN SCIENCES	115	\$43,179	\$37,195	\$41,516	\$49,637
Family and Consumer Sciences/Human Sciences	11	\$38,371	\$36,898	\$36,898	\$36,898
Family and Consumer Sciences/Human Sciences Business Services	21	\$48,539	\$46,344	\$49,637	\$49,637
Foods, Nutrition, and Related Services	6	\$36,180	\$29,000	\$34,260	\$40,560
Human Development, Family Studies, and Related Services	34	\$36,878	\$35,115	\$37,195	\$41,516
Apparel and Textiles	38	\$48,242	\$39,520	\$52,938	\$53,755
LEGAL STUDIES	80	\$47,203	\$47,851	\$47,851	\$47,851
Legal Support Services	76	\$47,639	\$47,851	\$47,851	\$47,851
ENGLISH LANGUAGE and LITERATURE/LETTERS	142	\$41,271	\$40,000	\$41,367	\$47,354
English Language and Literature/Letters	125	\$40,850	\$39,660	\$40,844	\$47,354
Rhetoric and Composition/Writing Studies	14	\$44,411	\$45,000	\$47,380	\$49,093
LIBERAL ARTS and SCIENCES, GENERAL STUDIES, and HUMANITIES	158	\$45,348	\$35,984	\$43,022	\$49,146
Liberal Arts and Sciences, General Studies, and Humanities	158	\$45,348	\$35,984	\$43,022	\$49,146
BIOLOGICAL and BIOMEDICAL SCIENCES	606	\$40,695	\$36,729	\$41,800	\$45,719
Biology	348	\$40,332	\$36,729	\$42,000	\$45,006
Biochemistry, Biophysics, and Molecular Biology	53	\$41,652	\$35,586	\$39,520	\$51,021
Botany	5	\$45,712	\$44,720	\$46,373	\$46,373

BACHELOR'S DEGREES/STARTING SALARY BY REGION AND MAJOR

BACHELOR'S DEGREE SALARIES BY REGION AND MAJOR – GREAT LAKES

REGION/ACADEMIC MAJOR	# OF SALARIES	MEAN	25TH PERCENTILE	MEDIAN	75TH PERCENTILE
GREAT LAKES REGION					
Cell/Cellular Biology	19	\$49,240	\$50,031	\$50,031	\$50,031
Microbiological Sciences	27	\$38,349	\$41,394	\$41,394	\$45,997
Zoology/Animal Biology	25	\$31,232	\$29,227	\$29,450	\$34,011
Genetics	12	\$40,514	\$36,850	\$43,238	\$43,238
Physiology, Pathology, and Related Sciences	20	\$41,325	\$41,028	\$41,028	\$41,028
Biotechnology	6	\$52,093	\$46,280	\$50,000	\$60,000
Ecology, Evolution, Systematics, and Population Biology	15	\$43,224	\$39,076	\$39,076	\$56,080
Neurobiology and Neurosciences	54	\$40,440	\$35,787	\$41,600	\$45,719
Biological Sciences, Other	20	\$43,262	\$38,523	\$41,762	\$49,286
MATHEMATICS and STATISTICS	306	\$71,377	\$60,000	\$68,500	\$88,786
Mathematics	167	\$63,524	\$51,200	\$65,000	\$71,581
Applied Mathematics	48	\$68,174	\$65,784	\$69,930	\$69,930
Statistics	87	\$88,904	\$70,014	\$100,000	\$100,000
Mathematics and Statistics, Other	4	\$56,460	\$56,460	\$56,460	\$56,460
MULTI/INTERDISCIPLINARY STUDIES	346	\$64,948	\$53,444	\$65,809	\$70,967
Multi/Interdisciplinary Studies	17	\$42,482	\$28,000	\$45,000	\$48,055
Systems Science and Theory	7	\$45,300	\$45,300	\$45,300	\$45,300
Mathematics and Computer Science	21	\$124,048	\$125,000	\$125,000	\$125,000
International/Global Studies	14	\$47,664	\$40,000	\$50,200	\$53,720
Human Biology	4	\$42,500	\$42,500	\$42,500	\$42,500
Sustainability Studies	28	\$50,065	\$44,925	\$49,269	\$53,444
Geography and Environmental Studies	4	\$39,470	\$33,730	\$40,419	\$45,210
Data Science	4	\$61,240	\$60,827	\$61,653	\$61,653
Data Analytics	37	\$58,172	\$46,155	\$58,500	\$66,583
Multi/Interdisciplinary Studies, Other	197	\$67,852	\$65,809	\$70,967	\$70,967
PARKS, RECREATION, LEISURE, and FITNESS STUDIES	209	\$41,838	\$36,750	\$42,333	\$46,189
Parks, Recreation, and Leisure Studies	19	\$42,897	\$41,600	\$45,904	\$45,904
Parks, Recreation, and Leisure Facilities Management	15	\$37,639	\$35,000	\$35,000	\$42,952
Health and Physical Education/Fitness	136	\$43,062	\$38,437	\$42,650	\$46,461
Leisure and Recreational Activities	26	\$34,913	\$35,000	\$35,000	\$35,000
Parks, Recreation, Leisure, and Fitness Studies, Other	13	\$46,189	\$46,189	\$46,189	\$46,189
PHILOSOPHY and RELIGIOUS STUDIES	42	\$43,676	\$37,000	\$42,134	\$55,208
Philosophy	31	\$44,345	\$33,840	\$44,720	\$55,208
Religion/Religious Studies	11	\$41,791	\$37,440	\$38,320	\$41,600
THEOLOGY and RELIGIOUS VOCATIONS	12	\$39,834	\$35,618	\$41,220	\$45,000
Theological and Ministerial Studies	5	\$40,250	\$35,618	\$36,442	\$45,000

BACHELOR'S DEGREES/STARTING SALARY BY REGION AND MAJOR

BACHELOR'S DEGREE SALARIES BY REGION AND MAJOR – GREAT LAKES

REGION/ACADEMIC MAJOR	# OF SALARIES	MEAN	25TH PERCENTILE	MEDIAN	75TH PERCENTILE
GREAT LAKES REGION					
PHYSICAL SCIENCES	203	\$52,924	\$41,040	\$52,000	\$63,460
Atmospheric Sciences and Meteorology	5	\$47,600	\$42,667	\$42,667	\$52,000
Chemistry	89	\$51,641	\$45,760	\$50,000	\$59,535
Geological and Earth Sciences	52	\$46,160	\$30,480	\$47,100	\$61,000
Physics	56	\$61,148	\$52,180	\$64,000	\$77,200
PSYCHOLOGY	720	\$39,179	\$37,080	\$37,534	\$40,536
Psychology	406	\$38,901	\$36,355	\$37,979	\$40,509
Research and Experimental Psychology	133	\$43,096	\$40,509	\$40,536	\$47,356
Clinical Counseling and Applied Psychology	176	\$37,044	\$37,080	\$37,080	\$37,080
Psychology, Other	5	\$32,688	\$31,427	\$31,427	\$34,580
HOMELAND SECURITY, LAW ENFORCEMENT, FIREFIGHTING, and RELATED PROTECTIVE SERVICES	555	\$50,260	\$45,000	\$47,920	\$48,418
Criminal Justice and Corrections	445	\$45,497	\$41,168	\$47,920	\$47,920
Fire Protection	97	\$70,652	\$60,000	\$76,459	\$76,459
Security Science and Technology (Cybersecurity)	12	\$61,230	\$46,952	\$48,000	\$75,333
PUBLIC ADMINISTRATION and SOCIAL SERVICE PROFESSIONS	356	\$43,223	\$37,537	\$38,380	\$49,250
Public Administration	89	\$57,389	\$50,603	\$61,098	\$61,098
Public Policy Analysis	4	\$50,195	\$50,195	\$50,195	\$50,195
Social Work	232	\$38,621	\$37,537	\$37,537	\$41,894
SOCIAL SCIENCES	816	\$51,526	\$42,667	\$50,035	\$62,376
Social Sciences	21	\$35,812	\$27,912	\$38,800	\$39,245
Anthropology	29	\$35,533	\$25,480	\$30,927	\$40,000
Criminology	82	\$41,812	\$35,417	\$40,500	\$45,896
Economics	289	\$63,563	\$62,376	\$65,362	\$69,250
Geography	21	\$45,212	\$40,890	\$43,333	\$46,000
International Relations and National Security Studies	52	\$49,413	\$42,667	\$55,125	\$55,729
Political Science and Government	212	\$47,742	\$45,149	\$50,000	\$50,859
Sociology	99	\$44,176	\$39,187	\$46,394	\$49,253
Sociology and Anthropology	4	\$37,330	\$36,160	\$38,250	\$38,500
Social Sciences, Other	7	\$43,071	\$43,071	\$43,071	\$43,071
TRANSPORTATION and MATERIALS MOVING	63	\$49,314	\$43,701	\$49,960	\$52,000
Air Transportation	63	\$49,314	\$43,701	\$49,960	\$52,000
VISUAL and PERFORMING ARTS	379	\$41,457	\$33,973	\$39,590	\$47,244
Visual and Performing Arts	7	\$33,520	\$33,520	\$33,520	\$33,520
Design and Applied Arts	127	\$47,335	\$40,875	\$47,244	\$51,750
Drama/Theatre Arts	39	\$37,225	\$30,600	\$34,774	\$43,000

BACHELOR'S DEGREES/STARTING SALARY BY REGION AND MAJOR

BACHELOR'S DEGREE SALARIES BY REGION AND MAJOR – GREAT LAKES

REGION/ACADEMIC MAJOR	# OF SALARIES	MEAN	25TH PERCENTILE	MEDIAN	75TH PERCENTILE
GREAT LAKES REGION					
Film/Video and Photographic Arts	24	\$45,700	\$44,960	\$45,740	\$49,460
Fine and Studio Arts	116	\$37,377	\$33,580	\$38,480	\$39,351
Music	55	\$37,731	\$29,484	\$33,973	\$44,045
Arts, Entertainment, and Media Management	10	\$42,332	\$37,464	\$37,464	\$50,000
HEALTH PROFESSIONS and RELATED PROGRAMS	2,799	\$56,241	\$46,635	\$59,000	\$65,453
Communication Disorders Sciences	24	\$41,582	\$34,320	\$45,423	\$45,667
Dental Support Services	17	\$74,045	\$71,600	\$77,500	\$79,820
Health and Medical Administrative Services	482	\$48,718	\$48,000	\$48,000	\$48,000
Allied Health and Medical Assisting Services	21	\$51,635	\$51,635	\$51,635	\$51,635
Allied Health Diagnostic, Intervention, and Treatment Professions	26	\$61,796	\$52,155	\$60,015	\$67,551
Clinical/Medical Laboratory Sciences	32	\$57,579	\$55,286	\$55,286	\$62,598
Health/Medical Preparatory Programs	19	\$43,828	\$28,000	\$38,907	\$52,878
Mental and Social Health Services	85	\$40,530	\$40,443	\$40,443	\$40,443
Pharmacy, Pharmaceutical Sciences, and Administration	126	\$79,351	\$83,579	\$83,579	\$83,579
Public Health	97	\$48,024	\$43,647	\$48,585	\$54,056
Rehabilitation and Therapeutic Professions	26	\$36,569	\$19,520	\$40,450	\$44,220
Dietetics and Clinical Nutrition Services	171	\$40,464	\$40,000	\$40,000	\$40,000
Bioethics/Medical Ethics	33	\$50,000	\$50,000	\$50,000	\$50,000
Registered Nursing	1,279	\$65,201	\$63,000	\$65,000	\$67,291
Health Professions and Related Clinical Sciences, Other	15	\$43,039	\$36,350	\$36,350	\$52,890
BUSINESS, MANAGEMENT, MARKETING, and RELATED SUPPORT SERVICES	6,787	\$59,973	\$53,500	\$58,250	\$67,600
Business, General	813	\$60,360	\$50,550	\$68,212	\$68,212
Business Administration/Management	1,855	\$60,620	\$54,000	\$58,000	\$65,568
Accounting	893	\$59,604	\$54,336	\$60,062	\$61,588
Business/Corporate Communications	30	\$49,155	\$44,907	\$52,375	\$52,375
Business/Managerial Economics	97	\$59,102	\$44,014	\$64,083	\$65,405
Entrepreneurial and Small Business Operations	59	\$54,750	\$53,629	\$53,629	\$56,348
Finance	1,178	\$64,226	\$62,609	\$65,093	\$67,600
Hospitality Administration/Management	75	\$43,218	\$40,308	\$44,178	\$45,616
Human Resources Management	225	\$50,963	\$45,667	\$52,232	\$55,116
International Business	79	\$56,834	\$53,500	\$55,430	\$64,778
Management Information Systems	303	\$68,956	\$65,603	\$72,359	\$72,359
Management Sciences and Quantitative Methods (Actuarial)	177	\$67,729	\$66,655	\$68,632	\$69,774
Marketing	810	\$52,569	\$49,863	\$54,572	\$56,786

BACHELOR'S DEGREES/STARTING SALARY BY REGION AND MAJOR

BACHELOR'S DEGREE SALARIES BY REGION AND MAJOR – GREAT LAKES

REGION/ACADEMIC MAJOR	# OF SALARIES	MEAN	25TH PERCENTILE	MEDIAN	75TH PERCENTILE
GREAT LAKES REGION					
Real Estate	17	\$56,260	\$44,170	\$68,389	\$68,389
Insurance	14	\$57,423	\$53,867	\$54,722	\$68,000
General Sales and Merchandising	50	\$57,156	\$57,906	\$57,906	\$57,906
Specialized Sales and Merchandising	9	\$42,373	\$44,445	\$44,445	\$44,445
Construction Management	90	\$64,328	\$58,893	\$62,000	\$72,000
Business, Management, Marketing, and Related Support Services, Other	9	\$54,420	\$50,463	\$50,463	\$50,463
HISTORY	98	\$39,945	\$33,280	\$39,264	\$46,800
History	98	\$39,945	\$33,280	\$39,264	\$46,800

BACHELOR'S DEGREE SALARIES BY REGION AND MAJOR – PLAINS

REGION/ACADEMIC MAJOR	# OF SALARIES	MEAN	25TH PERCENTILE	MEDIAN	75TH PERCENTILE
PLAINS REGION					
AGRICULTURE	509	\$47,172	\$44,451	\$45,383	\$51,796
Agricultural Business and Management	142	\$51,306	\$48,000	\$52,840	\$55,000
Agricultural Mechanization	15	\$48,822	\$45,377	\$45,377	\$55,712
Applied Horticulture	13	\$38,021	\$33,070	\$41,000	\$42,833
Agricultural Public Services	49	\$45,475	\$44,338	\$44,338	\$45,383
Animal Sciences	160	\$43,918	\$44,975	\$44,975	\$44,975
Food Science and Technology	23	\$59,685	\$57,577	\$57,577	\$71,417
Plant Science	70	\$47,922	\$44,451	\$50,221	\$51,796
Veterinary/Animal Health Technologies/Technicians	9	\$34,320	\$34,320	\$34,320	\$34,320
NATURAL RESOURCES	80	\$37,810	\$31,378	\$38,429	\$42,714
Natural Resources Conservation and Research	46	\$37,290	\$34,972	\$38,429	\$39,511
Natural Resources Management	16	\$34,629	\$31,378	\$31,378	\$34,689
Wildlife and Wildlands Science and Management	15	\$44,097	\$46,155	\$46,155	\$46,155
ARCHITECTURE and RELATED SERVICES	37	\$50,373	\$49,118	\$49,118	\$52,247
Architecture	19	\$48,163	\$46,850	\$49,118	\$49,118
Interior Architecture	15	\$52,247	\$52,247	\$52,247	\$52,247
AREA, ETHNIC, CULTURAL, GENDER, and GROUP STUDIES	9	\$42,527	\$35,360	\$35,600	\$44,950
Ethnic, Cultural Minority, Gender, and Group Studies	8	\$43,423	\$34,440	\$40,275	\$53,225
COMMUNICATION, JOURNALISM, and RELATED PROGRAMS	323	\$43,861	\$41,944	\$43,225	\$46,898
Communication and Media Studies	130	\$45,295	\$41,944	\$45,810	\$48,185
Journalism	110	\$43,329	\$43,225	\$43,225	\$43,225
Radio, Television, and Digital Communication	7	\$35,509	\$36,573	\$36,573	\$36,573

BACHELOR'S DEGREES/STARTING SALARY BY REGION AND MAJOR

BACHELOR'S DEGREE SALARIES BY REGION AND MAJOR – PLAINS

REGION/ACADEMIC MAJOR	# OF SALARIES	MEAN	25TH PERCENTILE	MEDIAN	75TH PERCENTILE
PLAINS REGION					
Public Relations, Advertising, and Applied Communication	75	\$43,040	\$43,000	\$43,000	\$43,000
COMPUTER and INFORMATION SCIENCES and SUPPORT SERVICES	280	\$72,655	\$69,501	\$73,020	\$75,000
Computer and Information Science	88	\$76,761	\$61,352	\$80,000	\$80,000
Information Science	13	\$66,692	\$69,545	\$69,545	\$69,545
Computer Science	161	\$72,229	\$71,210	\$73,020	\$74,417
Computer Software and Media Applications	5	\$57,684	\$57,684	\$57,684	\$57,684
Computer/Information Technology Administration and Management	13	\$61,847	\$39,177	\$61,667	\$75,000
EDUCATION	558	\$40,633	\$38,568	\$41,946	\$43,385
Education, General	25	\$41,318	\$40,925	\$40,954	\$40,954
Special Education and Teaching	31	\$37,922	\$36,500	\$39,683	\$42,134
Teacher Education, Specific Levels and Methods	358	\$40,370	\$38,342	\$42,409	\$43,385
Teacher Education, Specific Subject Areas	140	\$41,856	\$39,000	\$41,973	\$44,812
ENGINEERING	952	\$68,082	\$65,585	\$68,060	\$70,742
Agricultural Engineering	27	\$61,898	\$59,030	\$62,500	\$62,500
Architectural Engineering	30	\$66,429	\$66,418	\$66,418	\$66,418
Biomedical/Medical Engineering	37	\$63,117	\$58,250	\$61,000	\$66,333
Chemical Engineering	71	\$72,359	\$70,222	\$72,962	\$74,171
Civil Engineering	133	\$62,505	\$60,833	\$63,699	\$64,511
Computer Engineering	83	\$77,871	\$74,507	\$76,394	\$84,650
Electrical, Electronics, and Communications Engineering	83	\$70,232	\$67,035	\$69,562	\$73,250
Mechanical Engineering	312	\$67,843	\$65,936	\$68,060	\$69,546
Metallurgical Engineering	7	\$79,035	\$79,035	\$79,035	\$79,035
Mining and Mineral Engineering	11	\$74,273	\$74,273	\$74,273	\$74,273
Construction Engineering	10	\$64,858	\$63,433	\$63,433	\$65,667
Industrial Engineering	103	\$68,677	\$65,585	\$70,742	\$70,850
Manufacturing Engineering	12	\$66,620	\$66,620	\$66,620	\$66,620
Geological/Geophysical Engineering	5	\$64,000	\$64,000	\$64,000	\$64,000
Biological/Biosystems Engineering	26	\$60,131	\$49,151	\$63,900	\$63,900
ENGINEERING TECHNOLOGIES	51	\$58,886	\$62,950	\$62,950	\$62,950
Mechanical Engineering-Related Technologies	8	\$43,250	\$43,250	\$43,250	\$43,250
Construction Engineering Technologies	36	\$62,950	\$62,950	\$62,950	\$62,950
FOREIGN LANGUAGES, LITERATURES, and LINGUISTICS	28	\$50,996	\$45,000	\$51,134	\$58,020
Linguistic, Comparative, and Related Language Studies	8	\$52,520	\$48,000	\$54,620	\$58,240
Romance Languages	16	\$50,696	\$46,990	\$50,354	\$53,750

BACHELOR'S DEGREES/STARTING SALARY BY REGION AND MAJOR

BACHELOR'S DEGREE SALARIES BY REGION AND MAJOR – PLAINS

REGION/ACADEMIC MAJOR	# OF SALARIES	MEAN	25TH PERCENTILE	MEDIAN	75TH PERCENTILE
PLAINS REGION					
FAMILY and CONSUMER SCIENCES/HUMAN SCIENCES	145	\$43,411	\$42,250	\$43,105	\$44,160
Family and Consumer Sciences/Human Sciences	8	\$53,625	\$55,857	\$55,857	\$55,857
Family and Consumer Economics and Related Studies	21	\$44,596	\$43,826	\$43,826	\$43,826
Foods, Nutrition, and Related Services	35	\$44,072	\$44,160	\$44,160	\$47,713
Human Development, Family Studies, and Related Services	64	\$41,478	\$38,690	\$43,105	\$43,105
Apparel and Textiles	17	\$43,059	\$42,000	\$42,600	\$45,000
ENGLISH LANGUAGE and LITERATURE/LETTERS	48	\$39,711	\$37,667	\$39,803	\$42,310
English Language and Literature/Letters	33	\$39,895	\$37,060	\$40,350	\$43,750
Rhetoric and Composition/Writing Studies	14	\$39,514	\$39,355	\$39,355	\$40,250
LIBERAL ARTS and SCIENCES, GENERAL STUDIES, and HUMANITIES	40	\$50,787	\$44,799	\$45,000	\$56,420
Liberal Arts and Sciences, General Studies, and Humanities	40	\$50,787	\$44,799	\$45,000	\$56,420
BIOLOGICAL and BIOMEDICAL SCIENCES	195	\$40,303	\$37,473	\$41,684	\$43,357
Biology	106	\$38,339	\$33,873	\$40,343	\$42,160
Biochemistry, Biophysics, and Molecular Biology	23	\$46,434	\$37,710	\$43,680	\$57,000
Microbiological Sciences	21	\$40,279	\$38,000	\$39,538	\$43,357
Physiology, Pathology, and Related Sciences	22	\$41,913	\$42,293	\$42,413	\$42,413
Neurobiology and Neurosciences	17	\$40,656	\$37,473	\$37,473	\$42,536
MATHEMATICS and STATISTICS	62	\$62,286	\$56,000	\$63,500	\$72,500
Mathematics	50	\$62,459	\$56,000	\$63,750	\$74,808
Statistics	10	\$64,976	\$58,253	\$62,500	\$72,500
MULTI/INTERDISCIPLINARY STUDIES	71	\$48,452	\$42,000	\$42,896	\$56,440
Multi/Interdisciplinary Studies	35	\$51,639	\$42,896	\$42,896	\$50,000
International/Global Studies	15	\$43,246	\$33,363	\$38,520	\$56,440
Data Science	6	\$57,451	\$57,433	\$57,460	\$57,460
PARKS, RECREATION, LEISURE, and FITNESS STUDIES	94	\$36,494	\$32,656	\$36,000	\$40,864
Parks, Recreation, and Leisure Facilities Management	25	\$36,138	\$36,000	\$36,000	\$36,000
Health and Physical Education/Fitness	57	\$36,010	\$31,200	\$39,263	\$41,000
Leisure and Recreational Activities	10	\$34,644	\$32,240	\$32,240	\$35,600
PHILOSOPHY and RELIGIOUS STUDIES	19	\$42,174	\$30,000	\$45,000	\$50,000
Philosophy	8	\$49,063	\$45,000	\$45,000	\$55,000
Religion/Religious Studies	11	\$37,164	\$28,933	\$30,000	\$48,000
THEOLOGY and RELIGIOUS VOCATIONS	7	\$39,971	\$36,450	\$36,450	\$55,000
Pastoral Counseling and Specialized Ministries	6	\$42,633	\$36,450	\$36,450	\$55,000

BACHELOR'S DEGREES/STARTING SALARY BY REGION AND MAJOR

BACHELOR'S DEGREE SALARIES BY REGION AND MAJOR – PLAINS

REGION/ACADEMIC MAJOR	# OF SALARIES	MEAN	25TH PERCENTILE	MEDIAN	75TH PERCENTILE
PLAINS REGION					
PHYSICAL SCIENCES	37	\$48,506	\$43,500	\$47,840	\$50,000
Chemistry	23	\$46,369	\$41,995	\$45,084	\$50,000
Geological and Earth Sciences	7	\$44,199	\$40,000	\$45,000	\$48,698
Physics	6	\$61,473	\$50,000	\$65,000	\$70,000
PSYCHOLOGY	213	\$39,501	\$38,375	\$39,513	\$40,654
Psychology	213	\$39,501	\$38,375	\$39,513	\$40,654
HOMELAND SECURITY, LAW ENFORCEMENT, FIREFIGHTING, and RELATED PROTECTIVE SERVICES	82	\$42,542	\$35,000	\$42,940	\$48,426
Criminal Justice and Corrections	69	\$41,022	\$35,000	\$41,661	\$43,000
Homeland Security	10	\$54,164	\$54,590	\$54,590	\$54,590
PUBLIC ADMINISTRATION and SOCIAL SERVICE PROFESSIONS	106	\$40,731	\$33,161	\$37,250	\$45,646
Public Administration and Social Services	40	\$33,927	\$33,161	\$33,161	\$33,161
Public Administration	13	\$61,000	\$65,000	\$65,000	\$65,000
Social Work	51	\$40,332	\$35,232	\$39,756	\$45,646
SOCIAL SCIENCES	212	\$46,877	\$41,111	\$47,667	\$51,766
Social Sciences	21	\$38,762	\$35,000	\$35,000	\$42,000
Anthropology	12	\$43,409	\$35,000	\$38,507	\$52,250
Criminology	26	\$45,373	\$38,068	\$52,066	\$52,066
Economics	50	\$53,793	\$47,667	\$51,766	\$58,000
Geography	6	\$44,963	\$43,100	\$43,100	\$53,600
International Relations and National Security Studies	7	\$52,571	\$50,000	\$53,600	\$53,600
Political Science and Government	54	\$44,183	\$41,111	\$43,651	\$50,761
Sociology	35	\$47,427	\$41,250	\$50,006	\$50,731
VISUAL and PERFORMING ARTS	179	\$40,735	\$34,661	\$40,427	\$47,990
Visual and Performing Arts	6	\$45,833	\$45,000	\$51,250	\$51,250
Design and Applied Arts	60	\$43,288	\$40,000	\$45,658	\$51,344
Drama/Theatre Arts	18	\$40,159	\$31,200	\$33,280	\$48,250
Film/Video and Photographic Arts	6	\$35,100	\$35,120	\$35,120	\$35,120
Fine and Studio Arts	51	\$37,696	\$31,200	\$36,443	\$45,760
Music	31	\$42,154	\$38,300	\$40,427	\$47,990
Arts, Entertainment, and Media Management	5	\$38,000	\$33,333	\$33,333	\$45,000
HEALTH PROFESSIONS and RELATED PROGRAMS	657	\$56,955	\$50,342	\$58,224	\$64,220
Communication Disorders Sciences	7	\$39,634	\$35,360	\$35,360	\$50,000
Health and Medical Administrative Services	12	\$55,268	\$53,568	\$57,137	\$57,137
Allied Health Diagnostic, Intervention, and Treatment Professions	75	\$58,178	\$52,932	\$61,226	\$61,226

BACHELOR'S DEGREES/STARTING SALARY BY REGION AND MAJOR

BACHELOR'S DEGREE SALARIES BY REGION AND MAJOR — PLAINS

REGION/ACADEMIC MAJOR	# OF SALARIES	MEAN	25TH PERCENTILE	MEDIAN	75TH PERCENTILE
PLAINS REGION					
Clinical/Medical Laboratory Sciences	5	\$57,072	\$54,720	\$54,720	\$60,549
Health/Medical Preparatory Programs	130	\$50,342	\$50,342	\$50,342	\$50,342
Public Health	29	\$39,357	\$35,240	\$38,090	\$44,715
Rehabilitation and Therapeutic Professions	6	\$46,543	\$44,855	\$44,855	\$44,855
Dietetics and Clinical Nutrition Services	4	\$51,216	\$47,931	\$49,000	\$54,500
Bioethics/Medical Ethics	49	\$58,224	\$58,224	\$58,224	\$58,224
Registered Nursing	296	\$63,642	\$59,699	\$64,990	\$65,422
BUSINESS, MANAGEMENT, MARKETING, and RELATED SUPPORT SERVICES	2,101	\$53,952	\$50,577	\$52,361	\$58,500
Business, General	24	\$62,428	\$47,309	\$50,500	\$82,000
Business Administration/Management	792	\$52,129	\$50,577	\$52,002	\$52,807
Accounting	338	\$57,230	\$54,137	\$55,593	\$63,320
Business/Managerial Economics	9	\$61,328	\$60,619	\$60,619	\$60,619
Entrepreneurial and Small Business Operations	17	\$42,549	\$42,594	\$42,594	\$42,594
Finance	311	\$55,236	\$55,095	\$55,095	\$58,365
Hospitality Administration/Management	73	\$42,834	\$38,398	\$39,507	\$48,053
Human Resources Management	16	\$37,381	\$35,000	\$35,000	\$42,487
International Business	11	\$50,935	\$39,333	\$57,550	\$58,377
Management Information Systems	102	\$62,135	\$57,575	\$57,575	\$68,958
Management Sciences and Quantitative Methods (Actuarial)	37	\$64,673	\$63,117	\$63,117	\$63,117
Marketing	233	\$49,446	\$48,869	\$51,224	\$51,224
General Sales and Merchandising	11	\$41,227	\$41,772	\$41,772	\$41,772
Specialized Sales and Merchandising	24	\$52,110	\$54,689	\$54,689	\$54,689
Construction Management	100	\$63,649	\$61,884	\$65,457	\$65,457
HISTORY	31	\$41,217	\$34,678	\$40,875	\$43,500
History	31	\$41,217	\$34,678	\$40,875	\$43,500

BACHELOR'S DEGREES/STARTING SALARY BY REGION AND MAJOR

BACHELOR'S DEGREE SALARIES BY REGION AND MAJOR – SOUTHEAST

REGION/ACADEMIC MAJOR	# OF SALARIES	MEAN	25TH PERCENTILE	MEDIAN	75TH PERCENTILE
SOUTHEAST REGION					
AGRICULTURE	282	\$43,848	\$33,430	\$46,250	\$50,400
Agricultural Business and Management	90	\$49,495	\$47,351	\$47,750	\$54,000
Agricultural Production Operations	15	\$36,713	\$37,500	\$37,500	\$37,500
Applied Horticulture	5	\$39,980	\$33,300	\$33,300	\$50,000
Agricultural Public Services	24	\$40,329	\$38,340	\$40,500	\$42,681
Animal Sciences	55	\$38,988	\$30,332	\$32,778	\$53,670
Food Science and Technology	6	\$55,952	\$50,400	\$50,400	\$65,000
Plant Science	34	\$49,659	\$39,853	\$46,250	\$66,155
Veterinary/Animal Health Technologies/Technicians	10	\$32,676	\$31,460	\$31,460	\$31,460
NATURAL RESOURCES	249	\$41,311	\$35,115	\$37,985	\$48,123
Natural Resources Conservation and Research	156	\$41,345	\$35,516	\$37,985	\$43,787
Natural Resources Management	30	\$42,355	\$35,115	\$43,301	\$43,301
Forestry	38	\$45,903	\$39,459	\$48,123	\$48,123
Wildlife and Wildlands Science and Management	25	\$32,867	\$29,961	\$33,615	\$33,615
ARCHITECTURE and RELATED SERVICES	201	\$52,623	\$50,004	\$54,956	\$56,404
Architecture	116	\$53,559	\$50,004	\$54,956	\$56,404
Environmental Design	15	\$44,873	\$43,392	\$43,392	\$43,392
Interior Architecture	39	\$49,054	\$41,250	\$51,219	\$61,779
Landscape Architecture	15	\$52,867	\$51,500	\$51,500	\$54,333
Architectural Sciences and Technology	16	\$61,578	\$61,578	\$61,578	\$61,578
AREA, ETHNIC, CULTURAL, GENDER, and GROUP STUDIES	80	\$48,089	\$36,067	\$51,344	\$56,811
Area Studies	55	\$49,527	\$35,360	\$56,811	\$56,811
Ethnic, Cultural Minority, Gender, and Group Studies	25	\$44,924	\$36,774	\$40,000	\$51,344
COMMUNICATION, JOURNALISM, and RELATED PROGRAMS	845	\$45,954	\$43,343	\$45,368	\$48,576
Communication and Media Studies	433	\$47,032	\$44,279	\$47,493	\$52,227
Journalism	105	\$41,160	\$37,550	\$41,600	\$44,791
Radio, Television, and Digital Communication	76	\$43,436	\$42,128	\$45,368	\$45,368
Public Relations, Advertising, and Applied Communication	229	\$47,032	\$45,287	\$46,845	\$48,468
COMMUNICATIONS TECHNOLOGIES	22	\$40,476	\$37,440	\$37,440	\$37,440
Audiovisual Communications Technologies	16	\$37,440	\$37,440	\$37,440	\$37,440
Graphic Communications	6	\$48,573	\$36,000	\$59,180	\$59,180
COMPUTER and INFORMATION SCIENCES and SUPPORT SERVICES	1,052	\$79,121	\$67,132	\$77,470	\$94,165
Computer and Information Science	516	\$76,118	\$67,132	\$74,909	\$82,341
Information Science	54	\$60,947	\$48,945	\$68,405	\$75,143

BACHELOR'S DEGREES/STARTING SALARY BY REGION AND MAJOR

BACHELOR'S DEGREE SALARIES BY REGION AND MAJOR – SOUTHEAST

REGION/ACADEMIC MAJOR	# OF SALARIES	MEAN	25TH PERCENTILE	MEDIAN	75TH PERCENTILE
SOUTHEAST REGION					
Computer Science	404	\$88,936	\$77,971	\$94,165	\$94,165
Computer/Information Technology Administration and Management	78	\$60,737	\$58,240	\$58,578	\$61,838
EDUCATION	882	\$41,795	\$38,335	\$41,885	\$44,825
Education, General	13	\$45,969	\$40,253	\$40,253	\$43,875
Education Administration and Supervision	37	\$49,768	\$49,142	\$49,142	\$49,142
Educational/Instructional Media Design	7	\$46,429	\$46,000	\$46,000	\$47,500
Social and Philosophical Foundations of Education	4	\$49,499	\$49,499	\$49,499	\$49,499
Special Education and Teaching	103	\$45,649	\$39,618	\$44,041	\$54,080
Teacher Education, Specific Levels and Methods	487	\$40,469	\$37,000	\$40,673	\$44,050
Teacher Education, Specific Subject Areas	181	\$41,009	\$36,803	\$41,885	\$43,908
ENGINEERING	2,494	\$70,598	\$68,039	\$70,950	\$73,022
Engineering, General	50	\$69,176	\$65,000	\$69,253	\$71,556
Aerospace Engineering	192	\$73,277	\$72,562	\$72,562	\$72,933
Agricultural Engineering	11	\$68,523	\$68,523	\$68,523	\$68,523
Architectural Engineering	127	\$67,819	\$68,208	\$68,208	\$68,208
Biomedical/Medical Engineering	81	\$68,660	\$67,793	\$73,810	\$73,810
Chemical Engineering	254	\$74,592	\$72,304	\$75,000	\$76,530
Civil Engineering	333	\$63,027	\$61,664	\$63,729	\$64,165
Computer Engineering	297	\$77,322	\$71,431	\$72,000	\$81,929
Electrical, Electronics, and Communications Engineering	192	\$72,731	\$69,549	\$72,215	\$73,244
Engineering Physics	5	\$62,414	\$41,000	\$76,690	\$76,690
Environmental/Environmental Health Engineering	9	\$62,751	\$58,500	\$67,000	\$67,000
Materials Engineering	16	\$66,210	\$63,000	\$70,642	\$75,439
Mechanical Engineering	631	\$69,566	\$68,112	\$69,783	\$70,439
Metallurgical Engineering	5	\$76,792	\$76,792	\$76,792	\$76,792
Mining and Mineral Engineering	5	\$65,000	\$65,000	\$65,000	\$65,000
Nuclear Engineering	8	\$71,728	\$71,728	\$71,728	\$71,728
Systems Engineering	50	\$78,299	\$77,500	\$77,500	\$77,500
Industrial Engineering	141	\$70,545	\$71,049	\$71,352	\$71,352
Manufacturing Engineering	5	\$102,700	\$59,500	\$79,500	\$157,500
Mechatronics, Robotics, and Automation Engineering	8	\$73,111	\$73,111	\$73,111	\$73,111
Biological/Biosystems Engineering	50	\$62,810	\$62,139	\$62,365	\$62,591
Engineering, Other	7	\$76,405	\$76,972	\$76,972	\$76,972
ENGINEERING TECHNOLOGIES	63	\$58,529	\$53,500	\$57,967	\$65,777
Electrical Engineering Technologies	8	\$57,967	\$57,967	\$57,967	\$57,967
Industrial Production Technologies	23	\$61,908	\$60,600	\$65,777	\$65,777

BACHELOR'S DEGREES/STARTING SALARY BY REGION AND MAJOR

BACHELOR'S DEGREE SALARIES BY REGION AND MAJOR – SOUTHEAST

REGION/ACADEMIC MAJOR	# OF SALARIES	MEAN	25TH PERCENTILE	MEDIAN	75TH PERCENTILE
SOUTHEAST REGION					
Quality Control and Safety Technologies/Technicians	13	\$56,034	\$48,750	\$58,556	\$58,556
Mechanical Engineering-Related Technologies	7	\$53,829	\$57,467	\$57,467	\$57,467
Engineering-Related Fields	5	\$68,188	\$54,480	\$54,480	\$88,750
Engineering Technologies/Technicians, Other	5	\$53,500	\$53,500	\$53,500	\$53,500
FOREIGN LANGUAGES, LITERATURES, and LINGUISTICS	99	\$47,310	\$36,674	\$43,087	\$54,734
Linguistic, Comparative, and Related Language Studies	22	\$57,518	\$52,000	\$52,650	\$54,734
East Asian Languages	9	\$50,793	\$32,000	\$48,728	\$65,000
Romance Languages	56	\$43,163	\$36,674	\$40,800	\$49,871
FAMILY and CONSUMER SCIENCES/HUMAN SCIENCES	404	\$42,650	\$36,827	\$42,413	\$48,259
Family and Consumer Sciences/Human Sciences	38	\$45,219	\$36,400	\$50,326	\$50,326
Family and Consumer Economics and Related Studies	5	\$52,442	\$52,442	\$52,442	\$52,442
Foods, Nutrition, and Related Services	37	\$45,563	\$46,608	\$46,608	\$48,335
Human Development, Family Studies, and Related Services	160	\$36,904	\$34,500	\$36,827	\$40,007
Apparel and Textiles	152	\$47,177	\$47,557	\$48,192	\$48,587
Family and Consumer Sciences/Human Sciences, Other	9	\$41,072	\$41,072	\$41,072	\$41,072
LEGAL STUDIES	10	\$58,143	\$50,155	\$50,155	\$53,500
Legal Professions	9	\$58,659	\$50,155	\$50,155	\$50,155
ENGLISH LANGUAGE and LITERATURE/LETTERS	228	\$43,376	\$38,867	\$40,731	\$47,293
English Language and Literature/Letters	206	\$43,753	\$40,731	\$40,731	\$47,293
Rhetoric and Composition/Writing Studies	13	\$43,661	\$44,250	\$44,250	\$49,795
LIBERAL ARTS and SCIENCES, GENERAL STUDIES, and HUMANITIES	248	\$45,919	\$42,290	\$45,453	\$45,453
Liberal Arts and Sciences, General Studies, and Humanities	248	\$45,919	\$42,290	\$45,453	\$45,453
BIOLOGICAL and BIOMEDICAL SCIENCES	688	\$40,225	\$34,954	\$39,378	\$44,600
Biology	478	\$39,910	\$34,490	\$37,381	\$42,888
Biochemistry, Biophysics, and Molecular Biology	33	\$40,693	\$37,500	\$40,000	\$42,640
Microbiological Sciences	12	\$39,522	\$33,979	\$36,835	\$36,835
Physiology, Pathology, and Related Sciences	60	\$38,999	\$35,000	\$40,383	\$40,383
Biomathematics, Bioinformatics, and Computational Biology	5	\$65,000	\$55,000	\$55,000	\$80,000
Biotechnology	9	\$44,528	\$44,528	\$44,528	\$44,528
Ecology, Evolution, Systematics, and Population Biology	10	\$37,737	\$19,067	\$39,300	\$46,480
Neurobiology and Neurosciences	80	\$41,103	\$29,964	\$46,572	\$48,286
MATHEMATICS and STATISTICS	301	\$67,241	\$58,032	\$67,980	\$80,000
Mathematics	149	\$60,912	\$52,000	\$59,000	\$70,000

BACHELOR'S DEGREES/STARTING SALARY BY REGION AND MAJOR

BACHELOR'S DEGREE SALARIES BY REGION AND MAJOR – SOUTHEAST

REGION/ACADEMIC MAJOR	# OF SALARIES	MEAN	25TH PERCENTILE	MEDIAN	75TH PERCENTILE
SOUTHEAST REGION					
Applied Mathematics	24	\$66,842	\$58,391	\$62,571	\$67,980
Statistics	126	\$75,089	\$77,005	\$78,503	\$80,000
MILITARY TECHNOLOGIES	9	\$72,056	\$72,056	\$72,056	\$72,056
Military Systems and Maintenance Technology	9	\$72,056	\$72,056	\$72,056	\$72,056
MULTI/INTERDISCIPLINARY STUDIES	518	\$49,934	\$40,000	\$44,409	\$64,085
Multi/Interdisciplinary Studies	228	\$46,242	\$37,440	\$40,050	\$53,292
Biological and Physical Sciences	4	\$35,880	\$35,360	\$35,360	\$36,400
Peace Studies and Conflict Resolution	12	\$52,068	\$48,000	\$55,000	\$55,000
Mathematics and Computer Science	9	\$78,500	\$78,500	\$78,500	\$78,500
Behavioral Sciences	60	\$42,017	\$43,000	\$43,000	\$43,000
Nutrition Sciences	9	\$46,728	\$47,258	\$47,258	\$47,258
International/Global Studies	38	\$49,178	\$49,121	\$49,121	\$49,121
Cognitive Science	19	\$53,927	\$52,756	\$52,756	\$52,756
Data Science	6	\$64,333	\$64,333	\$64,333	\$64,333
Data Analytics	84	\$63,645	\$64,085	\$64,085	\$64,085
Multi/Interdisciplinary Studies, Other	31	\$43,521	\$42,500	\$42,500	\$45,800
PARKS, RECREATION, LEISURE, and FITNESS STUDIES	274	\$38,486	\$34,875	\$39,101	\$41,459
Parks, Recreation, and Leisure Studies	25	\$35,879	\$34,611	\$38,211	\$38,211
Parks, Recreation, and Leisure Facilities Management	7	\$25,587	\$16,040	\$29,406	\$29,406
Health and Physical Education/Fitness	227	\$39,408	\$36,400	\$39,667	\$41,459
Leisure and Recreational Activities	15	\$34,898	\$19,320	\$38,541	\$38,541
PHILOSOPHY and RELIGIOUS STUDIES	69	\$51,281	\$40,000	\$50,000	\$60,540
Philosophy	44	\$56,817	\$50,000	\$60,250	\$63,200
Religion/Religious Studies	23	\$42,149	\$37,440	\$39,427	\$44,200
THEOLOGY and RELIGIOUS VOCATIONS	37	\$35,303	\$28,072	\$35,000	\$38,077
Bible/Biblical Studies	14	\$36,249	\$30,673	\$38,077	\$38,077
Theological and Ministerial Studies	8	\$44,625	\$32,000	\$45,750	\$56,500
Pastoral Counseling and Specialized Ministries	8	\$24,295	\$18,000	\$28,072	\$28,072
PHYSICAL SCIENCES	208	\$53,556	\$41,300	\$49,140	\$65,375
Astronomy and Astrophysics	5	\$69,600	\$65,750	\$65,750	\$65,750
Atmospheric Sciences and Meteorology	11	\$45,681	\$41,893	\$48,000	\$48,000
Chemistry	109	\$49,312	\$36,918	\$49,140	\$53,872
Geological and Earth Sciences	33	\$45,201	\$37,680	\$40,000	\$47,500
Physics	50	\$68,452	\$60,000	\$73,312	\$74,065
PSYCHOLOGY	631	\$40,948	\$36,108	\$40,469	\$44,500
Psychology	588	\$40,744	\$36,108	\$40,469	\$44,500

BACHELOR'S DEGREES/STARTING SALARY BY REGION AND MAJOR

BACHELOR'S DEGREE SALARIES BY REGION AND MAJOR – SOUTHEAST

REGION/ACADEMIC MAJOR	# OF SALARIES	MEAN	25TH PERCENTILE	MEDIAN	75TH PERCENTILE
SOUTHEAST REGION					
Research and Experimental Psychology	19	\$42,844	\$42,844	\$42,844	\$42,844
Clinical Counseling and Applied Psychology	16	\$49,219	\$36,140	\$41,520	\$65,740
HOMELAND SECURITY, LAW ENFORCEMENT, FIREFIGHTING, and RELATED PROTECTIVE SERVICES	317	\$47,370	\$40,748	\$42,314	\$53,000
Criminal Justice and Corrections	231	\$43,390	\$40,000	\$42,314	\$42,314
Homeland Security	48	\$66,217	\$55,689	\$55,689	\$82,500
Security Science and Technology (Cybersecurity)	31	\$47,667	\$25,862	\$51,700	\$64,269
Homeland Security, Law Enforcement, Firefighting, and Related Protective Services, Other	7	\$48,143	\$39,000	\$55,000	\$55,000
PUBLIC ADMINISTRATION and SOCIAL SERVICE PROFESSIONS	253	\$49,515	\$35,479	\$40,750	\$65,558
Public Administration and Social Services	10	\$34,130	\$31,200	\$31,528	\$38,280
Public Administration	12	\$51,686	\$38,840	\$52,274	\$56,524
Public Policy Analysis	112	\$64,572	\$65,558	\$65,558	\$65,558
Social Work	119	\$36,418	\$33,460	\$35,479	\$37,820
SOCIAL SCIENCES	1,332	\$53,469	\$41,600	\$50,000	\$66,627
Social Sciences	66	\$47,309	\$47,815	\$47,815	\$47,815
Anthropology	54	\$43,234	\$34,520	\$38,045	\$45,120
Criminology	71	\$43,380	\$38,603	\$47,746	\$47,746
Economics	465	\$66,650	\$56,500	\$72,256	\$72,658
Geography	28	\$49,675	\$39,760	\$47,840	\$60,750
International Relations and National Security Studies	138	\$49,643	\$44,146	\$48,998	\$56,928
Political Science and Government	359	\$47,345	\$40,000	\$43,910	\$49,527
Sociology	147	\$42,891	\$36,000	\$40,578	\$50,280
MECHANIC AND REPAIR TECHNOLOGIES	18	\$80,801	\$80,801	\$80,801	\$80,801
Vehicle Maintenance and Repair Technologies	18	\$80,801	\$80,801	\$80,801	\$80,801
TRANSPORTATION and MATERIALS MOVING	268	\$63,455	\$49,358	\$68,292	\$75,000
Air Transportation	268	\$63,455	\$49,358	\$68,292	\$75,000
VISUAL and PERFORMING ARTS	520	\$41,983	\$34,323	\$39,866	\$47,529
Visual and Performing Arts	19	\$41,000	\$35,133	\$44,857	\$44,857
Crafts/Craft Design, Folk Art and Artisanry	22	\$69,181	\$69,181	\$69,181	\$69,181
Dance	18	\$45,310	\$35,000	\$38,023	\$38,023
Design and Applied Arts	143	\$45,951	\$45,125	\$47,529	\$48,307
Drama/Theatre Arts	48	\$32,794	\$24,375	\$32,220	\$37,433
Film/Video and Photographic Arts	29	\$39,016	\$29,659	\$36,000	\$49,000
Fine and Studio Arts	95	\$36,192	\$30,258	\$37,453	\$41,084
Music	73	\$43,385	\$34,267	\$37,096	\$48,000
Arts, Entertainment, and Media Management	73	\$38,806	\$39,866	\$39,866	\$39,866

BACHELOR'S DEGREES/STARTING SALARY BY REGION AND MAJOR

BACHELOR'S DEGREE SALARIES BY REGION AND MAJOR – SOUTHEAST

REGION/ACADEMIC MAJOR	# OF SALARIES	MEAN	25TH PERCENTILE	MEDIAN	75TH PERCENTILE
SOUTHEAST REGION					
HEALTH PROFESSIONS and RELATED PROGRAMS	1,846	\$56,023	\$56,160	\$58,660	\$61,287
Communication Disorders Sciences	25	\$41,560	\$40,202	\$40,859	\$45,760
Health and Medical Administrative Services	62	\$45,863	\$36,861	\$44,571	\$47,200
Allied Health Diagnostic, Intervention, and Treatment Professions	35	\$44,936	\$32,764	\$40,088	\$53,037
Clinical/Medical Laboratory Sciences	32	\$50,101	\$47,510	\$48,600	\$54,558
Mental and Social Health Services	4	\$49,880	\$38,400	\$55,260	\$61,360
Public Health	154	\$44,716	\$40,900	\$42,000	\$43,383
Rehabilitation and Therapeutic Professions	15	\$38,697	\$37,194	\$39,600	\$40,560
Registered Nursing	1,438	\$59,339	\$57,131	\$58,675	\$61,784
BUSINESS, MANAGEMENT, MARKETING, and RELATED SUPPORT SERVICES	6,084	\$58,914	\$50,499	\$59,327	\$65,000
Business, General	787	\$61,607	\$65,000	\$65,000	\$65,000
Business Administration/Management	1,545	\$58,047	\$49,149	\$55,000	\$64,078
Accounting	481	\$56,578	\$55,717	\$56,815	\$60,250
Business/Managerial Economics	48	\$60,227	\$58,374	\$58,374	\$67,333
Entrepreneurial and Small Business Operations	70	\$49,388	\$46,000	\$50,940	\$53,842
Finance	1,036	\$61,461	\$59,799	\$60,499	\$63,614
Hospitality Administration/Management	213	\$42,817	\$42,823	\$42,823	\$43,388
Human Resources Management	83	\$54,449	\$45,760	\$53,698	\$63,205
International Business	57	\$53,324	\$50,000	\$50,000	\$60,000
Management Information Systems	171	\$64,735	\$61,578	\$61,578	\$70,185
Management Sciences and Quantitative Methods (Actuarial)	503	\$75,105	\$64,318	\$86,592	\$86,592
Marketing	919	\$51,641	\$48,540	\$52,643	\$55,985
Real Estate	55	\$59,375	\$60,190	\$60,190	\$60,190
Insurance	68	\$58,561	\$58,561	\$58,561	\$58,561
General Sales and Merchandising	17	\$51,600	\$47,500	\$49,874	\$52,000
Construction Management	29	\$62,376	\$62,030	\$62,656	\$62,656
HISTORY	138	\$43,891	\$36,140	\$41,600	\$49,803
History	138	\$43,891	\$36,140	\$41,600	\$49,803

BACHELOR'S DEGREES/STARTING SALARY BY REGION AND MAJOR

BACHELOR'S DEGREE SALARIES BY REGION AND MAJOR – SOUTHWEST

REGION/ACADEMIC MAJOR	# OF SALARIES	MEAN	25TH PERCENTILE	MEDIAN	75TH PERCENTILE
SOUTHWEST REGION					
AGRICULTURE	162	\$41,440	\$34,963	\$40,625	\$49,413
Agricultural Business and Management	43	\$49,041	\$47,027	\$49,413	\$49,413
Agricultural and Domestic Animal Services	6	\$31,117	\$31,117	\$31,117	\$31,117
Agricultural Public Services	23	\$43,749	\$41,800	\$41,800	\$49,071
Animal Sciences	51	\$36,112	\$34,963	\$38,108	\$38,108
Food Science and Technology	6	\$57,183	\$57,183	\$57,183	\$57,183
Plant Science	6	\$47,500	\$41,250	\$41,250	\$60,000
Agriculture/Veterinary Preparatory Programs	11	\$29,164	\$29,164	\$29,164	\$29,164
NATURAL RESOURCES	84	\$48,116	\$37,042	\$43,000	\$62,500
Natural Resources Conservation and Research	53	\$44,544	\$40,000	\$43,000	\$46,000
Natural Resources Management	29	\$56,376	\$37,042	\$70,000	\$70,000
ARCHITECTURE and RELATED SERVICES	134	\$55,109	\$50,704	\$57,000	\$58,080
Architecture	53	\$51,437	\$50,800	\$52,138	\$57,000
City/Urban, Community, and Regional Planning	29	\$60,676	\$58,080	\$58,080	\$66,444
Landscape Architecture	5	\$55,357	\$54,393	\$56,000	\$56,000
Architectural Sciences and Technology	44	\$56,523	\$50,704	\$50,704	\$65,765
AREA, ETHNIC, CULTURAL, GENDER, and GROUP STUDIES	28	\$51,628	\$30,000	\$48,750	\$70,000
Area Studies	15	\$46,325	\$30,000	\$50,000	\$65,000
Ethnic, Cultural Minority, Gender, and Group Studies	13	\$57,748	\$45,000	\$47,500	\$70,000
COMMUNICATION, JOURNALISM, and RELATED PROGRAMS	680	\$48,916	\$43,611	\$47,400	\$52,800
Communication and Media Studies	295	\$50,403	\$43,340	\$51,719	\$55,805
Journalism	105	\$45,979	\$46,250	\$46,250	\$47,039
Radio, Television, and Digital Communication	74	\$42,002	\$39,219	\$39,219	\$43,611
Public Relations, Advertising, and Applied Communication	194	\$50,834	\$47,285	\$52,240	\$53,977
COMPUTER and INFORMATION SCIENCES and SUPPORT SERVICES	495	\$82,823	\$69,638	\$81,000	\$86,500
Computer and Information Science	180	\$88,204	\$65,100	\$69,638	\$119,308
Computer Science	251	\$83,355	\$81,000	\$81,863	\$86,500
Computer Software and Media Applications	12	\$50,287	\$48,556	\$53,111	\$53,111
Computer/Information Technology Administration and Management	46	\$70,664	\$69,996	\$69,996	\$79,333
Computer and Information Sciences and Support Services, Other	4	\$59,686	\$57,145	\$62,227	\$62,227
EDUCATION	331	\$42,749	\$40,182	\$41,930	\$45,000
Education, General	10	\$46,280	\$44,667	\$47,500	\$48,450
Educational Assessment, Evaluation, and Research	18	\$37,667	\$37,667	\$37,667	\$37,667

BACHELOR'S DEGREES/STARTING SALARY BY REGION AND MAJOR

BACHELOR'S DEGREE SALARIES BY REGION AND MAJOR – SOUTHWEST

REGION/ACADEMIC MAJOR	# OF SALARIES	MEAN	25TH PERCENTILE	MEDIAN	75TH PERCENTILE
SOUTHWEST REGION					
Special Education and Teaching	32	\$42,187	\$41,249	\$41,249	\$41,249
Teacher Education, Specific Levels and Methods	197	\$43,797	\$41,930	\$42,111	\$46,689
Teacher Education, Specific Subject Areas	38	\$43,134	\$40,182	\$40,333	\$50,425
Education, Other	32	\$40,824	\$39,104	\$43,577	\$43,577
ENGINEERING	1,663	\$78,295	\$70,000	\$76,158	\$82,737
Engineering, General	19	\$65,550	\$55,000	\$59,592	\$78,150
Aerospace Engineering	132	\$75,893	\$74,459	\$74,459	\$76,875
Architectural Engineering	39	\$65,166	\$64,750	\$66,788	\$66,788
Biomedical/Medical Engineering	61	\$68,480	\$69,982	\$75,211	\$80,000
Chemical Engineering	166	\$79,370	\$76,643	\$83,536	\$83,536
Civil Engineering	223	\$65,733	\$63,044	\$66,794	\$70,326
Computer Engineering	56	\$80,767	\$79,250	\$82,500	\$82,500
Electrical, Electronics, and Communications Engineering	93	\$75,730	\$73,119	\$78,000	\$78,000
Engineering Science	5	\$69,400	\$69,400	\$69,400	\$69,400
Environmental/Environmental Health Engineering	22	\$64,577	\$65,500	\$65,500	\$65,571
Mechanical Engineering	423	\$75,532	\$70,588	\$76,158	\$82,737
Mining and Mineral Engineering	4	\$60,250	\$60,250	\$60,250	\$60,250
Petroleum Engineering	58	\$92,002	\$90,625	\$91,917	\$93,808
Systems Engineering	13	\$69,008	\$69,008	\$69,008	\$69,008
Industrial Engineering	44	\$69,910	\$68,215	\$71,716	\$75,940
Operations Research	24	\$80,488	\$80,488	\$80,488	\$80,488
Biological/Biosystems Engineering	5	\$64,740	\$64,675	\$64,675	\$64,675
Electrical and Computer Engineering	272	\$99,299	\$97,170	\$106,940	\$106,940
ENGINEERING TECHNOLOGIES	99	\$69,205	\$65,950	\$66,000	\$72,445
Electrical Engineering Technologies	4	\$71,570	\$71,570	\$71,570	\$71,570
Environmental Control Technologies	9	\$67,778	\$67,778	\$67,778	\$67,778
Industrial Production Technologies	13	\$76,083	\$83,017	\$83,017	\$83,017
Quality Control and Safety Technologies/Technicians	5	\$71,800	\$71,800	\$71,800	\$71,800
Mechanical Engineering-Related Technologies	5	\$75,556	\$75,556	\$75,556	\$75,556
Construction Engineering Technologies	45	\$67,538	\$65,950	\$65,950	\$65,950
Engineering-Related Fields	15	\$63,867	\$59,600	\$66,000	\$66,000
FOREIGN LANGUAGES, LITERATURES, and LINGUISTICS	59	\$54,136	\$35,000	\$56,395	\$69,714
Linguistic, Comparative, and Related Language Studies	7	\$77,429	\$40,000	\$80,000	\$131,000
Romance Languages	44	\$53,599	\$38,719	\$56,395	\$69,714
Classics and Classical Languages	4	\$35,625	\$24,500	\$35,250	\$46,750

BACHELOR'S DEGREES/STARTING SALARY BY REGION AND MAJOR

BACHELOR'S DEGREE SALARIES BY REGION AND MAJOR – SOUTHWEST

REGION/ACADEMIC MAJOR	# OF SALARIES	MEAN	25TH PERCENTILE	MEDIAN	75TH PERCENTILE
SOUTHWEST REGION					
FAMILY and CONSUMER SCIENCES/HUMAN SCIENCES	75	\$43,169	\$40,077	\$40,077	\$43,333
Family and Consumer Economics and Related Studies	30	\$40,077	\$40,077	\$40,077	\$40,077
Foods, Nutrition, and Related Services	11	\$42,935	\$43,377	\$43,377	\$43,377
Human Development, Family Studies, and Related Services	32	\$45,157	\$36,944	\$40,671	\$43,333
LEGAL STUDIES	22	\$46,032	\$40,000	\$40,000	\$46,000
Legal Professions	5	\$65,340	\$60,000	\$68,900	\$68,900
Legal Professions and Studies, Other	16	\$40,000	\$40,000	\$40,000	\$40,000
ENGLISH LANGUAGE and LITERATURE/LETTERS	113	\$42,816	\$38,000	\$45,263	\$48,880
English Language and Literature/Letters	101	\$43,417	\$41,600	\$45,263	\$46,167
Rhetoric and Composition/Writing Studies	12	\$37,764	\$27,625	\$30,637	\$49,940
LIBERAL ARTS and SCIENCES, GENERAL STUDIES, and HUMANITIES	158	\$46,312	\$35,250	\$44,763	\$54,040
Liberal Arts and Sciences, General Studies, and Humanities	158	\$46,312	\$35,250	\$44,763	\$54,040
BIOLOGICAL and BIOMEDICAL SCIENCES	467	\$42,158	\$35,000	\$39,760	\$45,215
Biology	251	\$40,609	\$35,000	\$37,785	\$44,194
Biochemistry, Biophysics, and Molecular Biology	74	\$42,706	\$41,600	\$44,171	\$45,650
Cell/Cellular Biology	4	\$50,339	\$50,339	\$50,339	\$50,339
Microbiological Sciences	16	\$39,344	\$36,550	\$38,838	\$41,126
Zoology/Animal Biology	10	\$34,998	\$30,780	\$33,715	\$33,715
Physiology, Pathology, and Related Sciences	51	\$40,996	\$33,284	\$34,564	\$57,732
Ecology, Evolution, Systematics, and Population Biology	7	\$32,430	\$26,145	\$26,145	\$45,215
Neurobiology and Neurosciences	53	\$52,922	\$41,948	\$42,500	\$54,000
MATHEMATICS and STATISTICS	172	\$80,847	\$68,947	\$79,566	\$96,600
Mathematics	111	\$80,492	\$73,000	\$79,566	\$86,000
Applied Mathematics	17	\$80,839	\$65,000	\$96,600	\$96,600
Statistics	39	\$84,917	\$68,947	\$68,947	\$105,104
Applied Statistics	4	\$55,500	\$55,500	\$55,500	\$55,500
MILITARY TECHNOLOGIES	39	\$74,182	\$71,388	\$71,388	\$71,388
Intelligence, Command Control and Information Operations	39	\$74,182	\$71,388	\$71,388	\$71,388
MULTI/INTERDISCIPLINARY STUDIES	354	\$54,526	\$43,680	\$50,000	\$67,851
Multi/Interdisciplinary Studies	131	\$47,231	\$46,341	\$47,720	\$50,000
Accounting and Computer Science	18	\$58,975	\$58,975	\$58,975	\$58,975
Nutrition Sciences	20	\$38,351	\$38,395	\$38,395	\$38,395
International/Global Studies	24	\$39,814	\$35,500	\$38,937	\$43,073

BACHELOR'S DEGREES/STARTING SALARY BY REGION AND MAJOR

BACHELOR'S DEGREE SALARIES BY REGION AND MAJOR – SOUTHWEST

REGION/ACADEMIC MAJOR	# OF SALARIES	MEAN	25TH PERCENTILE	MEDIAN	75TH PERCENTILE
SOUTHWEST REGION					
Cognitive Science	24	\$67,851	\$67,851	\$67,851	\$67,851
Sustainability Studies	12	\$47,292	\$38,000	\$53,333	\$53,333
Philosophy, Politics, and Economics	6	\$51,167	\$51,167	\$51,167	\$51,167
Data Science	12	\$78,387	\$66,750	\$84,206	\$84,206
Data Analytics	6	\$75,917	\$75,917	\$75,917	\$75,917
Multi/Interdisciplinary Studies, Other	96	\$64,327	\$43,680	\$75,069	\$75,069
PARKS, RECREATION, LEISURE, and FITNESS STUDIES	102	\$44,496	\$32,356	\$43,833	\$50,000
Parks, Recreation, and Leisure Studies	6	\$38,685	\$35,537	\$35,537	\$44,980
Parks, Recreation, and Leisure Facilities Management	3	\$32,933	\$32,933	\$32,933	\$32,933
Health and Physical Education/Fitness	85	\$44,981	\$32,356	\$44,120	\$50,000
Leisure and Recreational Activities	8	\$48,031	\$43,833	\$43,833	\$43,833
PHILOSOPHY and RELIGIOUS STUDIES	25	\$53,636	\$41,600	\$51,500	\$65,000
Philosophy	20	\$54,657	\$42,560	\$51,500	\$65,000
Religion/Religious Studies	4	\$43,190	\$40,190	\$40,380	\$46,190
THEOLOGY and RELIGIOUS VOCATIONS	8	\$30,713	\$30,713	\$30,713	\$30,713
Theological and Ministerial Studies	8	\$30,713	\$30,713	\$30,713	\$30,713
PHYSICAL SCIENCES	90	\$53,220	\$38,000	\$44,160	\$63,800
Physical Sciences	4	\$56,670	\$44,320	\$48,680	\$69,020
Atmospheric Sciences and Meteorology	8	\$53,781	\$51,464	\$51,464	\$51,464
Chemistry	28	\$43,884	\$32,000	\$37,000	\$42,500
Geological and Earth Sciences	22	\$44,230	\$43,738	\$43,738	\$43,738
Physics	22	\$70,730	\$63,800	\$72,713	\$72,713
Materials Science	4	\$66,250	\$66,250	\$66,250	\$66,250
SCIENCE TECHNOLOGIES/TECHNICIANS	26	\$49,056	\$37,718	\$37,718	\$67,375
Science Technologies/Technicians, Other	26	\$49,056	\$37,718	\$37,718	\$67,375
PSYCHOLOGY	338	\$42,240	\$38,043	\$39,874	\$44,148
Psychology	304	\$42,074	\$38,043	\$39,874	\$43,297
Research and Experimental Psychology	10	\$41,100	\$41,100	\$41,100	\$41,100
HOMELAND SECURITY, LAW ENFORCEMENT, FIREFIGHTING, and RELATED PROTECTIVE SERVICES	133	\$49,833	\$38,760	\$41,600	\$60,635
Criminal Justice and Corrections	100	\$42,247	\$35,704	\$41,600	\$41,600
Homeland Security	10	\$62,372	\$60,635	\$60,635	\$60,635
Security Science and Technology (Cybersecurity)	23	\$77,363	\$78,475	\$78,475	\$78,475
PUBLIC ADMINISTRATION and SOCIAL SERVICE PROFESSIONS	92	\$47,733	\$39,313	\$40,215	\$57,400
Community Organization and Advocacy	12	\$39,023	\$39,023	\$39,023	\$39,023
Public Administration	8	\$45,994	\$40,000	\$42,800	\$54,117

BACHELOR'S DEGREES/STARTING SALARY BY REGION AND MAJOR

BACHELOR'S DEGREE SALARIES BY REGION AND MAJOR – SOUTHWEST

REGION/ACADEMIC MAJOR	# OF SALARIES	MEAN	25TH PERCENTILE	MEDIAN	75TH PERCENTILE
SOUTHWEST REGION					
Public Policy Analysis	37	\$59,101	\$57,400	\$58,250	\$61,775
Social Work	32	\$38,732	\$37,584	\$39,602	\$39,909
SOCIAL SCIENCES	548	\$57,426	\$44,378	\$55,714	\$65,101
Anthropology	32	\$49,363	\$44,364	\$44,378	\$47,189
Criminology	6	\$38,111	\$37,333	\$37,333	\$37,333
Economics	180	\$72,890	\$65,101	\$65,417	\$86,387
Geography	37	\$48,619	\$43,472	\$50,000	\$50,000
International Relations and National Security Studies	42	\$55,908	\$46,500	\$58,136	\$62,778
Political Science and Government	158	\$52,227	\$44,003	\$54,428	\$57,826
Sociology	88	\$43,829	\$36,678	\$42,056	\$49,444
TRANSPORTATION and MATERIALS MOVING	42	\$49,601	\$42,090	\$47,833	\$49,031
Air Transportation	42	\$49,601	\$42,090	\$47,833	\$49,031
VISUAL and PERFORMING ARTS	187	\$47,274	\$34,320	\$46,667	\$51,000
Visual and Performing Arts	6	\$50,873	\$34,320	\$53,300	\$65,000
Dance	10	\$44,117	\$38,013	\$43,506	\$52,750
Design and Applied Arts	49	\$56,716	\$49,364	\$49,920	\$61,000
Drama/Theatre Arts	18	\$38,607	\$27,500	\$37,840	\$51,000
Film/Video and Photographic Arts	29	\$44,964	\$30,567	\$40,000	\$50,000
Fine and Studio Arts	43	\$40,681	\$30,286	\$36,750	\$43,680
Music	31	\$49,568	\$33,100	\$45,000	\$64,296
HEALTH PROFESSIONS and RELATED PROGRAMS	648	\$58,133	\$47,722	\$61,228	\$65,520
Communication Disorders Sciences	25	\$42,334	\$43,680	\$43,680	\$45,313
Health and Medical Administrative Services	20	\$56,609	\$48,675	\$54,632	\$58,115
Health/Medical Preparatory Programs	54	\$43,777	\$40,233	\$40,233	\$46,480
Mental and Social Health Services	22	\$39,445	\$40,411	\$40,411	\$40,411
Public Health	62	\$43,887	\$34,789	\$41,541	\$51,772
Pharmacy, Pharmaceutical Sciences, and Administration	6	\$29,500	\$29,500	\$29,500	\$29,500
Dietetics and Clinical Nutrition Services	9	\$72,538	\$32,240	\$92,687	\$92,687
Bioethics/Medical Ethics	7	\$70,643	\$57,500	\$57,500	\$103,500
Registered Nursing	411	\$64,798	\$61,228	\$63,143	\$69,536
Health Professions and Related Clinical Sciences, Other	7	\$37,143	\$37,143	\$37,143	\$37,143
BUSINESS, MANAGEMENT, MARKETING, and RELATED SUPPORT SERVICES	4,565	\$63,742	\$55,251	\$61,836	\$68,432
Business, General	170	\$72,556	\$54,656	\$71,011	\$95,795
Business Administration/Management	877	\$59,514	\$53,262	\$59,535	\$64,869
Accounting	424	\$60,611	\$60,481	\$60,984	\$63,858

BACHELOR'S DEGREE SALARIES BY REGION AND MAJOR – SOUTHWEST

REGION/ACADEMIC MAJOR	# OF SALARIES	MEAN	25TH PERCENTILE	MEDIAN	75TH PERCENTILE
SOUTHWEST REGION					
Business/Managerial Economics	34	\$64,329	\$59,000	\$67,139	\$67,139
Entrepreneurial and Small Business Operations	79	\$53,653	\$43,874	\$58,714	\$59,344
Finance	1,223	\$73,268	\$65,391	\$68,432	\$83,993
Hospitality Administration/Management	9	\$40,538	\$39,263	\$39,263	\$39,263
Human Resources Management	84	\$58,675	\$61,047	\$61,047	\$61,047
International Business	26	\$59,623	\$45,000	\$60,569	\$67,346
Management Information Systems	313	\$69,368	\$68,246	\$69,406	\$70,577
Management Sciences and Quantitative Methods (Actuarial)	185	\$76,009	\$63,583	\$82,412	\$82,412
Marketing	592	\$55,385	\$52,941	\$55,251	\$57,658
Real Estate	44	\$69,262	\$68,308	\$68,308	\$70,844
General Sales and Merchandising	24	\$62,500	\$62,500	\$62,500	\$62,500
Specialized Sales and Merchandising	18	\$38,911	\$34,917	\$40,908	\$40,908
Construction Management	6	\$58,002	\$58,002	\$58,002	\$58,002
Business, Management, Marketing, and Related Support Services, Other	456	\$51,890	\$46,214	\$51,853	\$52,942
HISTORY	76	\$50,002	\$47,000	\$49,500	\$55,500
History	76	\$50,002	\$47,000	\$49,500	\$55,500

BACHELOR'S DEGREES/STARTING SALARY BY REGION AND MAJOR

BACHELOR'S DEGREE SALARIES BY REGION AND MAJOR – ROCKY MOUNTAIN

REGION/ACADEMIC MAJOR	# OF SALARIES	MEAN	25TH PERCENTILE	MEDIAN	75TH PERCENTILE
ROCKY MOUNTAIN REGION					
AGRICULTURE	93	\$43,179	\$34,380	\$45,951	\$49,430
Agricultural Business and Management	26	\$48,548	\$49,430	\$49,430	\$50,000
Agricultural and Domestic Animal Services	7	\$30,674	\$30,674	\$30,674	\$30,674
Applied Horticulture	6	\$46,267	\$49,280	\$49,280	\$49,280
Agricultural Public Services	6	\$43,717	\$41,600	\$45,500	\$49,250
Animal Sciences	20	\$41,131	\$34,225	\$40,180	\$45,980
Food Science and Technology	5	\$41,542	\$43,877	\$43,877	\$43,877
Plant Science	12	\$48,892	\$45,951	\$45,951	\$51,000
Soil Sciences	4	\$38,770	\$36,247	\$41,293	\$41,293
NATURAL RESOURCES	75	\$38,246	\$31,200	\$38,000	\$40,654
Natural Resources Conservation and Research	25	\$42,712	\$35,000	\$40,000	\$43,680
Natural Resources Management	18	\$36,087	\$25,013	\$40,654	\$40,654
Forestry	9	\$44,164	\$38,000	\$40,000	\$52,430
Wildlife and Wildlands Science and Management	20	\$32,659	\$31,252	\$31,303	\$33,450
ARCHITECTURE and RELATED SERVICES	20	\$44,365	\$45,887	\$47,832	\$48,504
Interior Architecture	10	\$48,168	\$47,832	\$48,168	\$48,504
Landscape Architecture	9	\$38,680	\$41,600	\$45,887	\$45,887
AREA, ETHNIC, CULTURAL, GENDER, and GROUP STUDIES	7	\$51,295	\$50,000	\$53,315	\$60,000
Area Studies	4	\$52,486	\$51,657	\$53,315	\$53,315
COMMUNICATION, JOURNALISM, and RELATED PROGRAMS	58	\$41,848	\$37,688	\$42,810	\$45,700
Communication and Media Studies	38	\$43,626	\$42,810	\$42,810	\$47,511
Journalism	18	\$37,318	\$37,688	\$37,688	\$38,393
COMPUTER and INFORMATION SCIENCES and SUPPORT SERVICES	163	\$79,495	\$84,803	\$85,000	\$85,000
Computer and Information Science	32	\$85,408	\$85,408	\$85,408	\$85,408
Computer Science	120	\$80,009	\$84,803	\$85,000	\$85,000
Computer/Information Technology Administration and Management	5	\$53,309	\$54,110	\$54,110	\$54,110
EDUCATION	102	\$41,080	\$39,512	\$41,932	\$42,218
Special Education and Teaching	9	\$44,685	\$44,309	\$44,309	\$44,309
Teacher Education, Specific Levels and Methods	72	\$40,157	\$39,512	\$40,500	\$42,218
Teacher Education, Specific Subject Areas	17	\$41,930	\$36,540	\$43,468	\$44,333
ENGINEERING	630	\$70,726	\$66,895	\$72,300	\$74,700
Aerospace Engineering	4	\$64,801	\$64,801	\$64,801	\$64,801
Architectural Engineering	6	\$67,523	\$67,523	\$67,523	\$67,523
Biomedical/Medical Engineering	17	\$70,444	\$65,867	\$74,904	\$74,904

BACHELOR'S DEGREES/STARTING SALARY BY REGION AND MAJOR

BACHELOR'S DEGREE SALARIES BY REGION AND MAJOR – ROCKY MOUNTAIN

REGION/ACADEMIC MAJOR	# OF SALARIES	MEAN	25TH PERCENTILE	MEDIAN	75TH PERCENTILE
ROCKY MOUNTAIN REGION					
Chemical Engineering	68	\$70,443	\$72,300	\$72,300	\$72,300
Civil Engineering	103	\$64,260	\$63,160	\$63,746	\$69,700
Computer Engineering	16	\$70,689	\$68,000	\$71,250	\$78,504
Electrical, Electronics, and Communications Engineering	92	\$76,010	\$74,416	\$77,500	\$77,500
Engineering Physics	10	\$74,700	\$74,700	\$74,700	\$74,700
Environmental/Environmental Health Engineering	23	\$66,216	\$65,259	\$65,259	\$68,300
Mechanical Engineering	201	\$71,025	\$72,300	\$72,300	\$72,522
Metallurgical Engineering	15	\$74,907	\$75,200	\$75,200	\$75,200
Mining and Mineral Engineering	16	\$78,630	\$76,500	\$76,500	\$80,759
Petroleum Engineering	34	\$79,438	\$79,100	\$79,100	\$79,100
Geological/Geophysical Engineering	16	\$59,723	\$55,391	\$62,500	\$62,500
ENGINEERING TECHNOLOGIES	157	\$69,720	\$69,859	\$69,859	\$69,859
Quality Control and Safety Technologies/Technicians	4	\$58,098	\$58,098	\$58,098	\$58,098
Construction Engineering Technologies	151	\$69,859	\$69,859	\$69,859	\$69,859
FOREIGN LANGUAGES, LITERATURES, and LINGUISTICS	12	\$37,417	\$34,320	\$37,880	\$42,243
Romance Languages	6	\$35,060	\$34,320	\$36,100	\$37,880
FAMILY and CONSUMER SCIENCES/HUMAN SCIENCES	49	\$41,210	\$37,697	\$37,697	\$39,182
Family and Consumer Sciences/Human Sciences	5	\$49,093	\$33,500	\$37,232	\$37,232
Family and Consumer Sciences/Human Sciences Business Services	22	\$37,697	\$37,697	\$37,697	\$37,697
Human Development, Family Studies, and Related Services	15	\$42,291	\$36,400	\$39,182	\$41,705
Apparel and Textiles	6	\$46,833	\$46,833	\$46,833	\$46,833
ENGLISH LANGUAGE and LITERATURE/LETTERS	11	\$35,675	\$34,955	\$34,955	\$34,955
English Language and Literature/Letters	11	\$35,675	\$34,955	\$34,955	\$34,955
LIBERAL ARTS and SCIENCES, GENERAL STUDIES, and HUMANITIES	37	\$47,350	\$43,009	\$43,009	\$43,009
Liberal Arts and Sciences, General Studies, and Humanities	37	\$47,350	\$43,009	\$43,009	\$43,009
BIOLOGICAL and BIOMEDICAL SCIENCES	137	\$38,085	\$34,041	\$39,089	\$41,884
Biology	51	\$40,020	\$35,635	\$39,200	\$41,884
Biochemistry, Biophysics, and Molecular Biology	19	\$42,143	\$41,800	\$41,800	\$43,056
Microbiological Sciences	4	\$37,471	\$34,687	\$40,255	\$40,255
Zoology/Animal Biology	37	\$33,179	\$31,055	\$34,041	\$34,041
Ecology, Evolution, Systematics, and Population Biology	9	\$35,566	\$35,332	\$35,332	\$35,332
Neurobiology and Neurosciences	6	\$30,349	\$30,349	\$30,349	\$30,349

BACHELOR'S DEGREES/STARTING SALARY BY REGION AND MAJOR

BACHELOR'S DEGREE SALARIES BY REGION AND MAJOR – ROCKY MOUNTAIN

REGION/ACADEMIC MAJOR	# OF SALARIES	MEAN	25TH PERCENTILE	MEDIAN	75TH PERCENTILE
ROCKY MOUNTAIN REGION					
MATHEMATICS and STATISTICS	29	\$61,545	\$50,688	\$69,470	\$69,500
Mathematics	12	\$57,823	\$50,688	\$50,688	\$69,470
Applied Mathematics	13	\$69,500	\$69,500	\$69,500	\$69,500
Statistics	4	\$46,860	\$38,720	\$47,500	\$55,000
MULTI/INTERDISCIPLINARY STUDIES	59	\$46,346	\$39,838	\$43,364	\$47,100
Multi/Interdisciplinary Studies	25	\$44,517	\$43,364	\$43,364	\$45,500
Nutrition Sciences	4	\$42,040	\$42,040	\$42,040	\$42,040
International/Global Studies	11	\$44,203	\$26,960	\$39,838	\$47,100
Data Science	6	\$57,418	\$35,755	\$68,250	\$68,250
Data Analytics	4	\$59,140	\$53,880	\$59,140	\$64,400
PARKS, RECREATION, LEISURE, and FITNESS STUDIES	58	\$40,479	\$35,840	\$43,113	\$44,487
Parks, Recreation, and Leisure Facilities Management	13	\$38,070	\$36,400	\$43,113	\$43,113
Health and Physical Education/Fitness	31	\$41,971	\$35,940	\$44,487	\$44,487
Outdoor Education	9	\$33,787	\$32,240	\$32,240	\$35,840
PHYSICAL SCIENCES	15	\$55,181	\$43,559	\$52,000	\$66,000
Chemistry	8	\$48,710	\$43,559	\$47,780	\$52,000
Geological and Earth Sciences	5	\$55,064	\$47,773	\$47,773	\$66,000
PSYCHOLOGY	84	\$41,350	\$33,000	\$42,268	\$44,809
Psychology	83	\$41,222	\$33,000	\$39,728	\$44,809
HOMELAND SECURITY, LAW ENFORCEMENT, FIREFIGHTING, and RELATED PROTECTIVE SERVICES	17	\$53,944	\$45,200	\$47,796	\$51,978
Criminal Justice and Corrections	8	\$46,823	\$45,200	\$47,796	\$47,796
Fire Protection	5	\$66,912	\$33,280	\$89,333	\$89,333
Security Science and Technology (Cybersecurity)	4	\$51,978	\$51,978	\$51,978	\$51,978
PUBLIC ADMINISTRATION and SOCIAL SERVICE PROFESSIONS	17	\$42,717	\$40,564	\$42,280	\$45,805
Social Work	17	\$42,717	\$40,564	\$42,280	\$45,805
SOCIAL SCIENCES	129	\$44,326	\$38,003	\$48,000	\$48,301
Anthropology	12	\$37,878	\$36,926	\$36,926	\$36,926
Criminology	5	\$40,000	\$40,000	\$40,000	\$40,000
Economics	34	\$50,039	\$48,000	\$48,666	\$48,666
Geography	10	\$38,904	\$28,773	\$41,683	\$45,760
International Relations and National Security Studies	8	\$47,982	\$30,650	\$58,382	\$58,382
Political Science and Government	25	\$43,243	\$38,613	\$38,613	\$53,387
Sociology	30	\$43,659	\$38,003	\$48,301	\$48,301

BACHELOR'S DEGREE SALARIES BY REGION AND MAJOR – ROCKY MOUNTAIN

REGION/ACADEMIC MAJOR	# OF SALARIES	MEAN	25TH PERCENTILE	MEDIAN	75TH PERCENTILE
ROCKY MOUNTAIN REGION					
TRANSPORTATION and MATERIALS MOVING	6	\$39,975	\$20,013	\$48,581	\$48,581
Air Transportation	6	\$39,975	\$20,013	\$48,581	\$48,581
VISUAL and PERFORMING ARTS	49	\$36,558	\$34,632	\$37,372	\$40,529
Drama/Theatre Arts	14	\$32,099	\$20,307	\$32,587	\$34,632
Fine and Studio Arts	22	\$36,054	\$34,818	\$36,095	\$37,372
Music	9	\$43,859	\$40,529	\$40,529	\$40,529
HEALTH PROFESSIONS and RELATED PROGRAMS	57	\$55,629	\$53,040	\$58,577	\$59,803
Communication Disorders Sciences	14	\$50,457	\$53,040	\$53,040	\$53,040
Medical Clinical Sciences/Graduate Medical Studies	4	\$36,920	\$36,920	\$36,920	\$36,920
Registered Nursing	33	\$59,190	\$58,577	\$59,803	\$59,803
BUSINESS, MANAGEMENT, MARKETING, and RELATED SUPPORT SERVICES	664	\$56,591	\$55,063	\$56,046	\$58,700
Business, General	8	\$47,510	\$45,040	\$45,040	\$55,180
Business Administration/Management	337	\$55,432	\$56,046	\$56,046	\$56,046
Accounting	30	\$55,589	\$54,441	\$55,000	\$55,000
Business/Managerial Economics	4	\$52,590	\$45,590	\$59,180	\$59,590
Entrepreneurial and Small Business Operations	4	\$62,598	\$56,729	\$68,467	\$68,467
Finance	78	\$62,184	\$57,527	\$67,972	\$67,972
Hospitality Administration/Management	25	\$51,640	\$55,063	\$55,063	\$55,063
Human Resources Management	16	\$51,511	\$48,800	\$48,800	\$55,207
International Business	11	\$56,796	\$61,444	\$61,444	\$61,444
Management Information Systems	43	\$55,518	\$49,141	\$54,310	\$61,600
Management Sciences and Quantitative Methods (Actuarial)	12	\$73,904	\$73,904	\$73,904	\$73,904
Marketing	55	\$53,589	\$45,000	\$52,360	\$64,038
Real Estate	14	\$63,500	\$63,500	\$63,500	\$63,500
Construction Management	14	\$66,326	\$66,326	\$66,326	\$66,326
HISTORY	11	\$45,463	\$41,760	\$48,143	\$48,143
History	11	\$45,463	\$41,760	\$48,143	\$48,143

BACHELOR'S DEGREES/STARTING SALARY BY REGION AND MAJOR

BACHELOR'S DEGREE SALARIES BY REGION AND MAJOR – FAR WEST

REGION/ACADEMIC MAJOR	# OF SALARIES	MEAN	25TH PERCENTILE	MEDIAN	75TH PERCENTILE
FAR WEST REGION					
AGRICULTURE	62	\$50,166	\$45,760	\$48,614	\$52,060
Agricultural Business and Management	14	\$51,898	\$51,550	\$51,550	\$51,550
Agricultural Public Services	4	\$52,060	\$52,060	\$52,060	\$52,060
Animal Sciences	13	\$47,721	\$48,614	\$48,614	\$48,614
Food Science and Technology	15	\$47,567	\$45,760	\$45,760	\$45,760
Plant Science	8	\$60,484	\$61,489	\$62,978	\$62,978
Veterinary Biomedical and Clinical Sciences	4	\$27,040	\$27,040	\$27,040	\$27,040
NATURAL RESOURCES	163	\$50,625	\$42,600	\$50,265	\$57,000
Natural Resources Conservation and Research	134	\$51,924	\$42,627	\$51,820	\$57,000
Natural Resources Management	12	\$50,952	\$50,265	\$50,265	\$50,265
Forestry	9	\$44,904	\$35,360	\$47,715	\$47,715
Wildlife and Wildlands Science and Management	7	\$34,491	\$34,491	\$34,491	\$34,491
ARCHITECTURE and RELATED SERVICES	97	\$59,477	\$50,812	\$66,262	\$66,262
Architecture	62	\$60,103	\$50,812	\$66,262	\$66,262
City/Urban, Community, and Regional Planning	11	\$67,038	\$68,046	\$68,046	\$68,046
Interior Architecture	6	\$34,683	\$33,620	\$33,620	\$33,620
Landscape Architecture	9	\$52,596	\$52,880	\$55,000	\$55,140
Real Estate Development	8	\$71,125	\$71,125	\$71,125	\$71,125
AREA, ETHNIC, CULTURAL, GENDER, and GROUP STUDIES	48	\$49,010	\$41,600	\$48,467	\$56,750
Area Studies	18	\$53,160	\$50,000	\$54,000	\$63,000
Ethnic, Cultural Minority, Gender, and Group Studies	30	\$46,520	\$41,600	\$43,500	\$49,000
COMMUNICATION, JOURNALISM, and RELATED PROGRAMS	313	\$49,426	\$41,560	\$49,751	\$52,253
Communication and Media Studies	187	\$52,808	\$49,751	\$51,816	\$58,000
Journalism	90	\$40,802	\$36,000	\$39,523	\$46,081
Radio, Television, and Digital Communication	5	\$47,090	\$45,800	\$45,800	\$45,800
Public Relations, Advertising, and Applied Communication	31	\$54,437	\$45,661	\$47,486	\$71,000
COMMUNICATIONS TECHNOLOGIES	16	\$57,674	\$51,253	\$56,493	\$64,647
Graphic Communications	16	\$57,674	\$51,253	\$56,493	\$64,647
COMPUTER and INFORMATION SCIENCES and SUPPORT SERVICES	755	\$110,328	\$101,420	\$113,183	\$124,148
Computer and Information Science	174	\$98,024	\$93,554	\$104,730	\$104,730
Computer Science	556	\$115,786	\$110,233	\$121,276	\$132,186
Computer Software and Media Applications	6	\$94,527	\$100,432	\$100,432	\$100,432

BACHELOR'S DEGREES/STARTING SALARY BY REGION AND MAJOR

BACHELOR'S DEGREE SALARIES BY REGION AND MAJOR – FAR WEST

REGION/ACADEMIC MAJOR	# OF SALARIES	MEAN	25TH PERCENTILE	MEDIAN	75TH PERCENTILE
FAR WEST REGION					
EDUCATION	200	\$45,406	\$38,145	\$41,503	\$44,590
Education, General	19	\$43,271	\$38,145	\$40,500	\$50,003
Social and Philosophical Foundations of Education	6	\$74,200	\$82,800	\$82,800	\$82,800
Special Education and Teaching	21	\$47,105	\$43,267	\$43,267	\$49,000
Teacher Education, Specific Levels and Methods	105	\$42,525	\$37,960	\$41,347	\$41,503
Teacher Education, Specific Subject Areas	38	\$45,435	\$35,000	\$44,339	\$44,680
ENGINEERING	964	\$84,978	\$72,057	\$78,980	\$97,000
Engineering, General	11	\$71,549	\$60,135	\$74,667	\$80,000
Aerospace Engineering	44	\$84,217	\$81,200	\$85,619	\$85,619
Architectural Engineering	14	\$66,974	\$66,974	\$66,974	\$66,974
Biomedical/Medical Engineering	61	\$69,927	\$66,156	\$73,028	\$73,028
Chemical Engineering	69	\$83,489	\$78,960	\$81,600	\$86,129
Civil Engineering	130	\$67,501	\$65,307	\$68,252	\$72,057
Computer Engineering	96	\$105,051	\$96,558	\$109,296	\$112,042
Electrical, Electronics, and Communications Engineering	201	\$105,528	\$88,050	\$101,754	\$128,618
Environmental/Environmental Health Engineering	13	\$70,901	\$65,120	\$73,370	\$75,000
Materials Engineering	21	\$73,987	\$72,867	\$75,094	\$75,094
Mechanical Engineering	202	\$77,143	\$70,161	\$75,468	\$83,000
Systems Engineering	13	\$91,554	\$91,554	\$91,554	\$91,554
Industrial Engineering	39	\$79,098	\$77,450	\$77,450	\$85,000
Manufacturing Engineering	6	\$73,488	\$73,488	\$73,488	\$73,488
Operations Research	10	\$101,000	\$97,667	\$97,667	\$97,667
Biological/Biosystems Engineering	6	\$62,553	\$52,579	\$52,579	\$80,000
Electrical and Computer Engineering	13	\$64,268	\$53,721	\$53,721	\$88,000
Engineering, Other	4	\$116,625	\$97,750	\$135,500	\$135,500
ENGINEERING TECHNOLOGIES	42	\$66,197	\$65,770	\$68,485	\$70,933
Industrial Production Technologies	18	\$70,877	\$65,770	\$70,933	\$70,933
Construction Engineering Technologies	13	\$68,485	\$68,485	\$68,485	\$68,485
FOREIGN LANGUAGES, LITERATURES, and LINGUISTICS	82	\$51,188	\$40,000	\$47,340	\$54,080
Linguistic, Comparative, and Related Language Studies	24	\$53,079	\$34,551	\$42,042	\$85,500
East Asian Languages	11	\$45,077	\$34,320	\$45,000	\$49,500
Romance Languages	41	\$50,060	\$40,581	\$48,000	\$53,755
FAMILY and CONSUMER SCIENCES/HUMAN SCIENCES	79	\$43,903	\$37,648	\$40,457	\$46,616
Family and Consumer Sciences/Human Sciences Business Services	6	\$73,632	\$73,632	\$73,632	\$73,632

BACHELOR'S DEGREES/STARTING SALARY BY REGION AND MAJOR

BACHELOR'S DEGREE SALARIES BY REGION AND MAJOR – FAR WEST

REGION/ACADEMIC MAJOR	# OF SALARIES	MEAN	25TH PERCENTILE	MEDIAN	75TH PERCENTILE
FAR WEST REGION					
Foods, Nutrition, and Related Services	10	\$40,165	\$40,457	\$40,457	\$40,457
Human Development, Family Studies, and Related Services	63	\$41,665	\$37,440	\$41,424	\$46,616
LEGAL STUDIES	47	\$55,357	\$50,200	\$50,901	\$62,392
Legal Professions	43	\$54,577	\$49,611	\$50,901	\$62,392
Law	4	\$63,750	\$60,000	\$60,000	\$67,500
ENGLISH LANGUAGE and LITERATURE/LETTERS	86	\$45,646	\$34,578	\$47,773	\$50,000
English Language and Literature/Letters	71	\$43,306	\$34,578	\$47,773	\$48,053
Rhetoric and Composition/Writing Studies	15	\$56,720	\$50,000	\$55,000	\$68,320
LIBERAL ARTS and SCIENCES, GENERAL STUDIES, and HUMANITIES	18	\$48,228	\$42,734	\$45,760	\$49,000
Liberal Arts and Sciences, General Studies, and Humanities	18	\$48,228	\$42,734	\$45,760	\$49,000
BIOLOGICAL and BIOMEDICAL SCIENCES	512	\$48,326	\$40,640	\$47,014	\$57,000
Biology	236	\$44,853	\$41,680	\$45,867	\$47,014
Biochemistry, Biophysics, and Molecular Biology	50	\$55,087	\$52,000	\$55,248	\$55,248
Cell/Cellular Biology	96	\$55,164	\$57,080	\$57,080	\$57,080
Microbiological Sciences	32	\$45,438	\$40,000	\$40,000	\$48,176
Physiology, Pathology, and Related Sciences	22	\$37,708	\$33,280	\$36,994	\$40,907
Biomathematics, Bioinformatics, and Computational Biology	6	\$69,167	\$69,167	\$69,167	\$69,167
Ecology, Evolution, Systematics, and Population Biology	26	\$46,918	\$38,750	\$42,885	\$49,006
Neurobiology and Neurosciences	41	\$49,270	\$40,000	\$40,554	\$47,539
MATHEMATICS and STATISTICS	169	\$81,912	\$62,588	\$82,500	\$93,500
Mathematics	65	\$70,364	\$61,000	\$70,930	\$85,767
Applied Mathematics	65	\$92,492	\$60,785	\$110,000	\$113,476
Statistics	38	\$84,084	\$79,572	\$91,125	\$91,250
MULTI/INTERDISCIPLINARY STUDIES	177	\$64,851	\$45,000	\$61,660	\$80,000
Multi/Interdisciplinary Studies	16	\$50,014	\$41,845	\$45,500	\$45,500
Biological and Physical Sciences	5	\$63,840	\$72,000	\$72,000	\$72,000
Mathematics and Computer Science	8	\$102,446	\$102,446	\$102,446	\$102,446
Behavioral Sciences	23	\$44,913	\$41,213	\$41,213	\$41,213
Nutrition Sciences	15	\$50,259	\$40,000	\$53,820	\$55,306
International/Global Studies	21	\$56,391	\$55,000	\$60,148	\$61,660
Cognitive Science	40	\$79,243	\$64,680	\$89,516	\$89,516
Human Biology	4	\$47,500	\$45,000	\$45,000	\$50,000

BACHELOR'S DEGREES/STARTING SALARY BY REGION AND MAJOR

BACHELOR'S DEGREE SALARIES BY REGION AND MAJOR – FAR WEST

REGION/ACADEMIC MAJOR	# OF SALARIES	MEAN	25TH PERCENTILE	MEDIAN	75TH PERCENTILE
FAR WEST REGION					
Sustainability Studies	4	\$46,080	\$37,440	\$37,440	\$54,720
Philosophy, Politics, and Economics	7	\$76,500	\$76,500	\$76,500	\$76,500
Data Science	6	\$72,753	\$43,840	\$64,420	\$110,000
Data Analytics	10	\$71,392	\$61,380	\$69,445	\$72,000
Multi/Interdisciplinary Studies, Other	11	\$83,466	\$74,740	\$74,740	\$124,667
PARKS, RECREATION, LEISURE, and FITNESS STUDIES	103	\$37,798	\$35,421	\$37,125	\$40,751
Parks, Recreation, and Leisure Facilities Management	12	\$43,820	\$43,895	\$43,895	\$43,895
Health and Physical Education/Fitness	71	\$37,266	\$35,421	\$37,125	\$37,627
Leisure and Recreational Activities	19	\$36,112	\$34,000	\$38,100	\$38,100
PHILOSOPHY and RELIGIOUS STUDIES	44	\$52,460	\$42,363	\$48,833	\$57,890
Philosophy	37	\$53,940	\$42,363	\$51,360	\$59,508
Religion/Religious Studies	7	\$44,636	\$41,600	\$46,306	\$52,320
PHYSICAL SCIENCES	132	\$64,342	\$52,612	\$62,200	\$76,813
Astronomy and Astrophysics	6	\$83,833	\$62,000	\$64,500	\$125,000
Chemistry	49	\$54,711	\$41,902	\$54,000	\$65,100
Geological and Earth Sciences	27	\$57,795	\$53,224	\$57,561	\$68,500
Physics	40	\$75,118	\$61,200	\$78,333	\$84,496
Materials Science	5	\$87,400	\$76,667	\$76,667	\$103,500
PSYCHOLOGY	365	\$46,929	\$40,582	\$45,760	\$52,389
Psychology	260	\$46,917	\$41,238	\$45,760	\$50,263
Research and Experimental Psychology	56	\$54,404	\$53,500	\$53,500	\$54,387
HOMELAND SECURITY, LAW ENFORCEMENT, FIREFIGHTING, and RELATED PROTECTIVE SERVICES	111	\$42,596	\$40,000	\$40,000	\$42,686
Criminal Justice and Corrections	107	\$41,936	\$40,000	\$40,000	\$42,686
PUBLIC ADMINISTRATION and SOCIAL SERVICE PROFESSIONS	76	\$48,332	\$40,845	\$43,820	\$52,383
Public Administration and Social Services	4	\$37,750	\$37,750	\$37,750	\$37,750
Public Administration	10	\$62,029	\$64,536	\$64,536	\$64,536
Public Policy Analysis	35	\$46,792	\$40,845	\$50,466	\$52,383
Social Work	25	\$48,064	\$41,880	\$42,640	\$50,000
SOCIAL SCIENCES	861	\$61,676	\$49,595	\$57,000	\$73,758
Social Sciences	16	\$44,250	\$36,556	\$36,556	\$36,998
Anthropology	61	\$45,290	\$36,096	\$49,595	\$52,737
Criminology	6	\$45,232	\$37,502	\$44,463	\$44,463
Economics	349	\$75,161	\$62,185	\$86,395	\$88,979

BACHELOR'S DEGREES/STARTING SALARY BY REGION AND MAJOR

BACHELOR'S DEGREE SALARIES BY REGION AND MAJOR – FAR WEST

REGION/ACADEMIC MAJOR	# OF SALARIES	MEAN	25TH PERCENTILE	MEDIAN	75TH PERCENTILE
FAR WEST REGION					
Geography	28	\$62,117	\$62,268	\$65,856	\$65,856
International Relations and National Security Studies	59	\$63,314	\$52,116	\$70,000	\$75,000
Political Science and Government	177	\$52,167	\$45,638	\$50,000	\$57,500
Sociology	139	\$48,145	\$37,983	\$49,414	\$56,194
Urban Studies/Affairs	12	\$63,717	\$59,200	\$59,200	\$70,167
Social Sciences, Other	14	\$68,890	\$68,890	\$68,890	\$68,890
VISUAL and PERFORMING ARTS	207	\$48,159	\$40,000	\$44,108	\$51,712
Dance	12	\$49,055	\$38,980	\$41,724	\$49,920
Design and Applied Arts	43	\$57,587	\$43,500	\$45,787	\$81,333
Drama/Theatre Arts	21	\$42,183	\$35,322	\$40,000	\$46,250
Film/Video and Photographic Arts	52	\$42,841	\$40,560	\$41,250	\$47,500
Fine and Studio Arts	45	\$45,559	\$37,440	\$45,000	\$52,130
Music	28	\$51,086	\$41,000	\$51,712	\$61,263
Arts, Entertainment, and Media Management	4	\$40,586	\$38,844	\$40,612	\$42,328
HEALTH PROFESSIONS and RELATED PROGRAMS	372	\$64,292	\$48,653	\$68,752	\$76,685
Communication Disorders Sciences	22	\$39,229	\$37,440	\$37,440	\$37,440
Health and Medical Administrative Services	10	\$53,340	\$55,571	\$55,571	\$55,571
Allied Health Diagnostic, Intervention, and Treatment Professions	13	\$52,597	\$52,800	\$52,800	\$52,800
Clinical/Medical Laboratory Sciences	7	\$62,714	\$62,714	\$62,714	\$62,714
Public Health	79	\$49,919	\$48,653	\$48,653	\$56,000
Rehabilitation and Therapeutic Professions	5	\$39,712	\$37,440	\$40,000	\$40,000
Registered Nursing	212	\$75,952	\$71,072	\$76,263	\$76,685
BUSINESS, MANAGEMENT, MARKETING, and RELATED SUPPORT SERVICES	2,298	\$64,370	\$55,396	\$63,000	\$71,891
Business, General	45	\$59,565	\$61,000	\$62,646	\$62,646
Business Administration/Management	914	\$67,921	\$56,667	\$64,353	\$81,568
Accounting	450	\$64,829	\$61,974	\$63,007	\$71,491
Business/Corporate Communications	19	\$50,833	\$50,833	\$50,833	\$50,833
Business/Managerial Economics	49	\$59,640	\$50,071	\$64,341	\$64,341
Entrepreneurial and Small Business Operations	10	\$64,582	\$56,160	\$62,333	\$76,125
Finance	249	\$65,743	\$60,126	\$63,000	\$71,443
Hospitality Administration/Management	100	\$45,744	\$46,362	\$46,362	\$46,362
Human Resources Management	24	\$51,576	\$42,924	\$57,046	\$57,046
International Business	40	\$60,132	\$45,760	\$59,647	\$79,618

BACHELOR'S DEGREES/STARTING SALARY BY REGION AND MAJOR

BACHELOR'S DEGREE SALARIES BY REGION AND MAJOR – FAR WEST

REGION/ACADEMIC MAJOR	# OF SALARIES	MEAN	25TH PERCENTILE	MEDIAN	75TH PERCENTILE
FAR WEST REGION					
Management Information Systems	63	\$73,268	\$63,688	\$74,880	\$79,734
Management Sciences and Quantitative Methods (Actuarial)	45	\$68,688	\$66,086	\$68,510	\$68,510
Marketing	197	\$56,182	\$53,231	\$53,579	\$65,880
Real Estate	34	\$70,018	\$63,859	\$64,430	\$80,000
Specialized Sales and Merchandising	19	\$39,311	\$34,733	\$41,424	\$41,424
Construction Management	38	\$74,994	\$77,524	\$77,524	\$79,225
HISTORY	73	\$47,731	\$40,000	\$49,031	\$52,000
History	73	\$47,731	\$40,000	\$49,031	\$52,000

STARTING SALARY BY CARNEGIE CLASSIFICATION AND MAJOR BACHELOR'S DEGREES

STARTING SALARY BY CARNEGIE CLASSIFICATION AND MAJOR/BACHELOR'S DEGREES

DOCTORAL UNIVERSITIES: VERY HIGH RESEARCH ACTIVITY

BROAD CATEGORY	# OF SALARIES	MEAN	25TH PERCENTILE	MEDIAN	75TH PERCENTILE
Agriculture	1,163	\$47,527	\$41,800	\$47,500	\$53,319
Natural Resources	566	\$44,756	\$37,042	\$42,627	\$49,338
Architecture and Related Services	540	\$54,062	\$50,004	\$54,447	\$58,080
Area, Ethnic, Cultural, Gender, and Group Studies	159	\$50,663	\$40,560	\$50,000	\$60,000
Communication, Journalism, and Related Programs	2,235	\$48,043	\$43,340	\$47,400	\$52,240
Communications Technologies	23	\$49,420	\$44,980	\$54,000	\$54,000
Computer and Information Sciences and Support Services	3,503	\$94,905	\$75,066	\$94,120	\$112,892
Education	1,411	\$42,797	\$40,128	\$42,218	\$44,093
Engineering	9,110	\$77,915	\$69,084	\$73,810	\$80,000
Engineering Technologies	614	\$67,399	\$65,950	\$68,360	\$69,859
Foreign Languages, Literatures, and Linguistics	256	\$50,288	\$38,000	\$49,250	\$58,000
Family and Consumer Sciences/Human Sciences	700	\$43,660	\$38,690	\$43,105	\$48,192
Legal Studies	60	\$52,848	\$40,000	\$50,901	\$62,392
English Language and Literature/Letters	430	\$44,214	\$40,350	\$45,000	\$48,895
Liberal Arts and Sciences, General Studies, and Humanities	877	\$62,757	\$45,453	\$75,485	\$75,485
Biological and Biomedical Sciences	1,999	\$43,702	\$37,785	\$42,888	\$47,014
Mathematics and Statistics	923	\$83,175	\$68,109	\$80,000	\$100,000
Military Technologies	41	\$72,440	\$71,388	\$71,388	\$71,388
Multi/Interdisciplinary Studies	944	\$56,508	\$43,000	\$50,000	\$67,851
Parks, Recreation, Leisure, and Fitness Studies	451	\$40,902	\$35,940	\$40,713	\$44,487
Philosophy and Religious Studies	112	\$52,511	\$42,363	\$50,638	\$63,700
Physical Sciences	455	\$57,633	\$46,000	\$53,886	\$65,000
Science Technologies/Technicians	26	\$49,056	\$37,718	\$37,718	\$67,375
Psychology	1,293	\$43,565	\$39,417	\$40,509	\$47,482
Homeland Security, Law Enforcement, Firefighting, and Related Protective Services	400	\$46,411	\$40,000	\$42,314	\$45,100
Public Administration and Social Service Professions	500	\$55,645	\$40,845	\$61,098	\$65,558
Social Sciences	3,427	\$59,253	\$47,815	\$56,845	\$69,250
Transportation and Materials Moving	110	\$50,244	\$43,680	\$49,358	\$52,000
Visual and Performing Arts	1,063	\$45,756	\$37,453	\$44,500	\$51,344
Health Professions and Related Programs	2,837	\$58,632	\$50,342	\$58,664	\$65,422
Business, Management, Marketing, and Related Support Services	16,533	\$65,069	\$55,495	\$63,185	\$71,980
History	290	\$48,951	\$42,500	\$49,534	\$57,000

STARTING SALARY BY CARNEGIE CLASSIFICATION AND MAJOR/BACHELOR'S DEGREES

DOCTORAL UNIVERSITIES: HIGH RESEARCH ACTIVITY

BROAD CATEGORY	# OF SALARIES	MEAN	25TH PERCENTILE	MEDIAN	75TH PERCENTILE
Agriculture	104	\$40,364	\$35,000	\$38,260	\$44,350
Natural Resources	67	\$40,339	\$29,440	\$37,901	\$48,800
Architecture and Related Services	39	\$49,884	\$45,000	\$54,455	\$56,108
Area, Ethnic, Cultural, Gender, and Group Studies	8	\$31,560	\$22,400	\$25,760	\$33,720
Communication, Journalism, and Related Programs	497	\$47,349	\$43,067	\$47,021	\$50,149
Communications Technologies	19	\$50,590	\$38,507	\$44,000	\$59,180
Computer and Information Sciences and Support Services	751	\$74,868	\$63,752	\$75,088	\$86,500
Personal and Culinary Services	6	\$38,043	\$36,500	\$36,500	\$36,500
Education	622	\$42,492	\$39,493	\$41,514	\$45,792
Engineering	1,641	\$71,573	\$66,895	\$71,897	\$73,485
Engineering Technologies	300	\$65,777	\$60,000	\$65,777	\$69,064
Foreign Languages, Literatures, and Linguistics	66	\$51,397	\$37,440	\$42,000	\$69,714
Family and Consumer Sciences/Human Sciences	113	\$39,675	\$36,400	\$37,470	\$46,745
Legal Studies	28	\$48,815	\$43,568	\$49,611	\$49,806
English Language and Literature/Letters	94	\$43,272	\$36,815	\$41,367	\$47,600
Liberal Arts and Sciences, General Studies, and Humanities	127	\$49,685	\$43,022	\$46,600	\$59,000
Biological and Biomedical Sciences	419	\$43,994	\$39,760	\$42,000	\$47,840
Mathematics and Statistics	155	\$68,257	\$55,222	\$68,947	\$79,566
Multi/Interdisciplinary Studies	143	\$53,653	\$41,667	\$50,200	\$64,333
Parks, Recreation, Leisure, and Fitness Studies	191	\$42,049	\$35,000	\$41,463	\$46,500
Philosophy and Religious Studies	27	\$49,964	\$39,640	\$51,500	\$60,500
Theology and Religious Vocations	5	\$38,034	\$32,500	\$35,000	\$41,600
Physical Sciences	122	\$59,797	\$40,352	\$60,132	\$73,312
Psychology	401	\$42,633	\$39,300	\$40,041	\$45,667
Homeland Security, Law Enforcement, Firefighting, and Related Protective Services	154	\$46,844	\$39,614	\$48,000	\$50,098
Public Administration and Social Service Professions	119	\$45,226	\$35,117	\$42,425	\$51,000
Social Sciences	515	\$51,994	\$42,371	\$50,000	\$62,462
Transportation and Materials Moving	11	\$44,436	\$45,280	\$45,280	\$45,280
Visual and Performing Arts	311	\$43,154	\$33,580	\$42,750	\$50,000
Health Professions and Related Programs	991	\$59,387	\$54,629	\$60,203	\$64,116
Business, Management, Marketing, and Related Support Services	3,700	\$60,034	\$51,823	\$59,414	\$65,093
History	77	\$46,212	\$38,074	\$45,000	\$55,000

STARTING SALARY BY CARNEGIE CLASSIFICATION AND MAJOR/BACHELOR'S DEGREES

DOCTORAL/PROFESSIONAL UNIVERSITIES

BROAD CATEGORY	# OF SALARIES	MEAN	25TH PERCENTILE	MEDIAN	75TH PERCENTILE
Agriculture	23	\$40,359	\$25,560	\$36,400	\$50,804
Natural Resources	48	\$45,084	\$34,040	\$41,860	\$60,000
Architecture and Related Services	5	\$44,000	\$42,500	\$45,000	\$45,000
Area, Ethnic, Cultural, Gender, and Group Studies	18	\$39,504	\$26,408	\$41,575	\$50,484
Communication, Journalism, and Related Programs	290	\$42,598	\$34,936	\$44,023	\$53,154
Communications Technologies	16	\$37,440	\$37,440	\$37,440	\$37,440
Computer and Information Sciences and Support Services	414	\$66,608	\$61,472	\$65,500	\$67,000
Education	441	\$36,497	\$25,672	\$38,708	\$40,673
Engineering	131	\$70,192	\$62,581	\$69,667	\$75,667
Engineering Technologies	63	\$57,498	\$44,201	\$60,000	\$65,000
Foreign Languages, Literatures, and Linguistics	42	\$38,883	\$37,820	\$38,500	\$40,000
Family and Consumer Sciences/Human Sciences	15	\$37,747	\$35,115	\$35,360	\$37,960
Legal Studies	71	\$48,348	\$47,851	\$47,851	\$47,851
English Language and Literature/Letters	63	\$38,582	\$29,860	\$40,250	\$48,053
Liberal Arts and Sciences, General Studies, and Humanities	81	\$40,873	\$34,120	\$37,223	\$44,799
Biological and Biomedical Sciences	171	\$37,155	\$31,200	\$39,392	\$43,428
Mathematics and Statistics	64	\$54,539	\$41,908	\$53,123	\$64,333
Multi/Interdisciplinary Studies	264	\$62,223	\$58,500	\$65,809	\$70,967
Parks, Recreation, Leisure, and Fitness Studies	86	\$37,417	\$32,656	\$38,541	\$42,650
Philosophy and Religious Studies	18	\$46,828	\$36,000	\$46,190	\$57,890
Theology and Religious Vocations	6	\$48,833	\$48,000	\$56,500	\$56,500
Physical Sciences	43	\$48,985	\$40,666	\$48,000	\$58,000
Psychology	375	\$38,283	\$37,080	\$37,080	\$38,250
Homeland Security, Law Enforcement, Firefighting, and Related Protective Services	465	\$51,617	\$47,920	\$47,920	\$50,000
Public Administration and Social Service Professions	219	\$39,854	\$37,537	\$37,537	\$39,798
Social Sciences	205	\$44,111	\$35,417	\$42,000	\$54,000
Transportation and Materials Moving	10	\$37,922	\$30,884	\$30,884	\$49,960
Visual and Performing Arts	228	\$39,926	\$33,500	\$39,866	\$44,773
Health Professions and Related Programs	2,095	\$56,151	\$42,640	\$49,780	\$65,000
Business, Management, Marketing, and Related Support Services	2,073	\$53,832	\$47,305	\$57,121	\$58,000
History	44	\$35,268	\$33,280	\$33,280	\$37,000

STARTING SALARY BY CARNEGIE CLASSIFICATION AND MAJOR/BACHELOR'S DEGREES

MASTER'S COLLEGES AND UNIVERSITIES: LARGER PROGRAMS

BROAD CATEGORY	# OF SALARIES	MEAN	25TH PERCENTILE	MEDIAN	75TH PERCENTILE
Agriculture	133	\$47,491	\$45,000	\$48,614	\$51,888
Natural Resources	98	\$46,570	\$38,688	\$47,715	\$54,211
Architecture and Related Services	50	\$65,168	\$66,262	\$66,262	\$66,262
Area, Ethnic, Cultural, Gender, and Group Studies	15	\$42,098	\$35,360	\$35,360	\$40,000
Communication, Journalism, and Related Programs	254	\$45,302	\$40,000	\$47,091	\$49,692
Communications Technologies	34	\$51,149	\$42,014	\$56,493	\$62,031
Computer and Information Sciences and Support Services	434	\$71,589	\$60,000	\$66,337	\$75,000
Education	500	\$42,280	\$36,380	\$40,530	\$46,500
Engineering	750	\$72,741	\$65,307	\$69,889	\$77,450
Engineering Technologies	137	\$63,976	\$61,997	\$63,103	\$67,885
Foreign Languages, Literatures, and Linguistics	25	\$41,426	\$33,760	\$41,600	\$45,000
Family and Consumer Sciences/Human Sciences	97	\$41,176	\$36,867	\$40,175	\$46,616
Legal Studies	13	\$47,519	\$37,250	\$46,750	\$57,500
English Language and Literature/Letters	77	\$40,208	\$31,980	\$37,500	\$47,880
Liberal Arts and Sciences, General Studies, and Humanities	110	\$47,228	\$37,700	\$41,156	\$54,040
Biological and Biomedical Sciences	193	\$42,690	\$32,000	\$42,350	\$52,520
Mathematics and Statistics	82	\$65,099	\$60,000	\$62,588	\$70,000
Military Technologies	9	\$72,056	\$72,056	\$72,056	\$72,056
Multi/Interdisciplinary Studies	210	\$55,843	\$41,850	\$54,379	\$71,858
Parks, Recreation, Leisure, and Fitness Studies	99	\$42,570	\$36,680	\$40,080	\$46,071
Philosophy and Religious Studies	15	\$46,898	\$39,427	\$45,000	\$45,760
Theology and Religious Vocations	16	\$37,915	\$30,713	\$32,517	\$45,000
Physical Sciences	58	\$55,156	\$37,440	\$51,500	\$65,750
Psychology	405	\$39,974	\$35,000	\$38,375	\$44,148
Homeland Security, Law Enforcement, Firefighting, and Related Protective Services	278	\$49,913	\$40,000	\$47,584	\$56,000
Public Administration and Social Service Professions	122	\$41,196	\$33,161	\$37,135	\$40,667
Social Sciences	345	\$48,634	\$38,500	\$49,000	\$55,502
Mechanic and Repair Technologies	18	\$80,801	\$80,801	\$80,801	\$80,801
Transportation and Materials Moving	236	\$65,648	\$55,397	\$75,000	\$75,000
Visual and Performing Arts	229	\$43,394	\$33,520	\$43,440	\$47,500
Health Professions and Related Programs	780	\$62,391	\$52,608	\$61,207	\$77,169
Business, Management, Marketing, and Related Support Services	2,296	\$55,809	\$45,632	\$56,333	\$64,155
History	46	\$47,800	\$41,059	\$50,167	\$52,500

MASTER'S COLLEGES AND UNIVERSITIES: MEDIUM PROGRAMS

BROAD CATEGORY	# OF SALARIES	MEAN	25TH PERCENTILE	MEDIAN	75TH PERCENTILE
Agriculture	153	\$42,888	\$39,111	\$40,000	\$50,016
Natural Resources	34	\$41,654	\$35,115	\$39,000	\$45,250
Communication, Journalism, and Related Programs	78	\$43,411	\$40,280	\$41,400	\$46,067
Computer and Information Sciences and Support Services	111	\$73,621	\$68,406	\$75,000	\$80,000
Education	208	\$40,935	\$38,465	\$41,659	\$43,970
Engineering	457	\$70,180	\$68,864	\$69,546	\$73,925
Foreign Languages, Literatures, and Linguistics	10	\$46,337	\$35,000	\$41,665	\$45,000
Family and Consumer Sciences/Human Sciences	14	\$42,085	\$37,593	\$44,572	\$46,344
English Language and Literature/Letters	22	\$40,750	\$37,201	\$42,667	\$43,363
Liberal Arts and Sciences, General Studies, and Humanities	24	\$51,475	\$46,864	\$46,864	\$52,000
Biological and Biomedical Sciences	103	\$42,542	\$38,301	\$45,924	\$46,420
Mathematics and Statistics	55	\$58,591	\$51,125	\$60,785	\$68,141
Multi/Interdisciplinary Studies	82	\$42,270	\$37,440	\$37,440	\$40,933
Parks, Recreation, Leisure, and Fitness Studies	27	\$35,874	\$29,640	\$35,360	\$35,605
Philosophy and Religious Studies	6	\$46,533	\$32,000	\$50,000	\$52,000
Theology and Religious Vocations	7	\$43,686	\$36,450	\$36,450	\$55,000
Physical Sciences	38	\$50,776	\$45,000	\$51,636	\$60,213
Psychology	90	\$38,503	\$36,053	\$37,979	\$41,600
Homeland Security, Law Enforcement, Firefighting, and Related Protective Services	42	\$41,662	\$36,057	\$39,972	\$42,592
Public Administration and Social Service Professions	41	\$35,057	\$32,000	\$32,382	\$38,200
Social Sciences	136	\$45,105	\$37,983	\$46,394	\$50,000
Visual and Performing Arts	51	\$37,029	\$29,484	\$34,960	\$44,045
Health Professions and Related Programs	348	\$64,413	\$59,474	\$67,291	\$73,780
Business, Management, Marketing, and Related Support Services	639	\$52,680	\$49,863	\$53,543	\$56,193
History	17	\$43,191	\$41,600	\$42,000	\$53,000

STARTING SALARY BY CARNEGIE CLASSIFICATION AND MAJOR/BACHELOR'S DEGREES

MASTER'S COLLEGES AND UNIVERSITIES: SMALL PROGRAMS

BROAD CATEGORY	# OF SALARIES	MEAN	25TH PERCENTILE	MEDIAN	75TH PERCENTILE
Natural Resources	12	\$49,750	\$54,889	\$54,889	\$54,889
Communication, Journalism, and Related Programs	37	\$44,494	\$36,573	\$39,474	\$47,010
Computer and Information Sciences and Support Services	28	\$59,372	\$49,782	\$55,000	\$67,250
Education	133	\$39,813	\$35,977	\$39,000	\$43,034
Engineering	133	\$79,865	\$72,800	\$76,693	\$85,018
Engineering Technologies	5	\$53,678	\$58,098	\$58,098	\$58,098
Foreign Languages, Literatures, and Linguistics	8	\$43,119	\$38,906	\$42,340	\$44,980
Family and Consumer Sciences/Human Sciences	10	\$34,408	\$32,500	\$37,870	\$39,667
English Language and Literature/Letters	19	\$44,215	\$37,990	\$42,120	\$54,555
Liberal Arts and Sciences, General Studies, and Humanities	22	\$50,061	\$32,068	\$49,146	\$66,000
Biological and Biomedical Sciences	44	\$39,288	\$31,500	\$37,960	\$38,355
Mathematics and Statistics	22	\$59,577	\$44,720	\$71,581	\$71,581
Multi/Interdisciplinary Studies	6	\$63,073	\$46,000	\$62,500	\$65,000
Parks, Recreation, Leisure, and Fitness Studies	18	\$34,691	\$32,500	\$34,094	\$37,384
Theology and Religious Vocations	5	\$28,800	\$24,000	\$32,000	\$32,000
Physical Sciences	6	\$52,253	\$42,000	\$44,960	\$61,000
Psychology	59	\$40,493	\$37,522	\$38,321	\$44,314
Homeland Security, Law Enforcement, Firefighting, and Related Protective Services	37	\$48,849	\$40,560	\$42,500	\$66,210
Public Administration and Social Service Professions	22	\$39,654	\$36,020	\$37,250	\$42,750
Social Sciences	36	\$48,650	\$38,479	\$44,954	\$51,750
Transportation and Materials Moving	22	\$72,500	\$72,500	\$72,500	\$72,500
Visual and Performing Arts	23	\$36,622	\$31,000	\$34,970	\$42,000
Health Professions and Related Programs	188	\$61,829	\$58,708	\$62,206	\$65,401
Business, Management, Marketing, and Related Support Services	251	\$52,551	\$50,076	\$53,088	\$56,368
History	11	\$45,231	\$34,000	\$41,000	\$58,150

BACCALAUREATE COLLEGES: ARTS & SCIENCES FOCUS

BROAD CATEGORY	# OF SALARIES	MEAN	25TH PERCENTILE	MEDIAN	75TH PERCENTILE
Natural Resources	107	\$41,685	\$35,516	\$37,308	\$49,964
Area, Ethnic, Cultural, Gender, and Group Studies	60	\$51,427	\$36,774	\$52,000	\$59,200
Communication, Journalism, and Related Programs	241	\$46,390	\$41,484	\$45,000	\$53,333
Computer and Information Sciences and Support Services	194	\$83,615	\$70,000	\$83,714	\$97,017
Education	165	\$42,694	\$40,251	\$43,376	\$46,000
Engineering	121	\$71,155	\$68,697	\$69,250	\$71,160
Foreign Languages, Literatures, and Linguistics	95	\$45,150	\$38,372	\$47,160	\$52,667
Family and Consumer Sciences/Human Sciences	6	\$40,660	\$40,653	\$40,653	\$44,000
English Language and Literature/Letters	131	\$47,902	\$42,500	\$48,000	\$53,500
Liberal Arts and Sciences, General Studies, and Humanities	13	\$42,110	\$42,900	\$42,900	\$42,900
Biological and Biomedical Sciences	370	\$40,780	\$36,650	\$39,996	\$44,188
Mathematics and Statistics	121	\$65,691	\$50,000	\$70,000	\$76,667
Multi/Interdisciplinary Studies	126	\$59,613	\$46,155	\$55,900	\$75,532
Parks, Recreation, Leisure, and Fitness Studies	68	\$39,229	\$34,274	\$37,511	\$38,373
Philosophy and Religious Studies	81	\$45,725	\$34,500	\$41,600	\$51,250
Theology and Religious Vocations	27	\$33,081	\$28,072	\$35,000	\$38,077
Physical Sciences	115	\$52,155	\$41,600	\$52,000	\$65,000
Psychology	310	\$44,422	\$36,375	\$44,500	\$48,230
Homeland Security, Law Enforcement, Firefighting, and Related Protective Services	11	\$42,882	\$38,039	\$41,396	\$50,200
Public Administration and Social Service Professions	12	\$47,089	\$37,638	\$48,745	\$55,850
Social Sciences	813	\$60,059	\$45,860	\$60,403	\$72,686
Visual and Performing Arts	178	\$45,026	\$34,774	\$41,084	\$51,667
Health Professions and Related Programs	120	\$55,531	\$51,162	\$61,291	\$63,850
Business, Management, Marketing, and Related Support Services	826	\$58,147	\$48,575	\$57,194	\$64,778
History	99	\$46,362	\$36,680	\$45,500	\$57,228

STARTING SALARY BY CARNEGIE CLASSIFICATION AND MAJOR/BACHELOR'S DEGREES

BACCALAUREATE COLLEGES: DIVERSE FIELDS

BROAD CATEGORY	# OF SALARIES	MEAN	25TH PERCENTILE	MEDIAN	75TH PERCENTILE
Natural Resources	5	\$34,727	\$26,395	\$41,080	\$41,080
Computer and Information Sciences and Support Services	10	\$54,648	\$50,000	\$62,500	\$63,750
Education	112	\$39,149	\$37,402	\$37,986	\$40,096
Engineering	164	\$71,014	\$66,713	\$72,834	\$74,459
Engineering Technologies	6	\$52,667	\$52,667	\$52,667	\$52,667
English Language and Literature/Letters	11	\$34,267	\$26,970	\$34,733	\$44,280
Liberal Arts and Sciences, General Studies, and Humanities	11	\$78,055	\$50,000	\$96,714	\$96,714
Biological and Biomedical Sciences	35	\$36,639	\$32,500	\$35,787	\$43,500
Mathematics and Statistics	12	\$51,500	\$48,000	\$51,200	\$52,100
Parks, Recreation, Leisure, and Fitness Studies	12	\$37,520	\$32,935	\$36,750	\$38,500
Physical Sciences	31	\$62,548	\$63,800	\$64,000	\$64,000
Psychology	30	\$40,648	\$34,164	\$40,827	\$45,560
Homeland Security, Law Enforcement, Firefighting, and Related Protective Services	34	\$62,391	\$52,750	\$68,488	\$78,475
Social Sciences	28	\$54,692	\$48,500	\$58,136	\$58,136
Transportation and Materials Moving	13	\$46,769	\$46,500	\$46,500	\$47,833
Visual and Performing Arts	19	\$45,330	\$31,250	\$47,424	\$51,250
Health Professions and Related Programs	120	\$63,368	\$60,375	\$64,956	\$70,158
Business, Management, Marketing, and Related Support Services	147	\$53,233	\$49,867	\$55,000	\$60,000
History	7	\$35,937	\$25,000	\$39,000	\$41,200

APPENDIX

RESPONDENTS BY REGION

REGION	STATES INCLUDED	# OF RESPONDENTS	% OF RESPONDENTS
New England	CT, ME, MA, NH, RI, VT	25	9.5%
Mideast	DE, DC, MD, NJ, NY, PA	51	19.3%
Great Lakes	IL, IN, MI, OH, WI	60	22.7%
Plains	IA, KS, MN, MO, NE, ND, SD	22	8.3%
Southeast	AL, AR, FL, GA, KY, LA, MS, NC, SC, TN, VA, WV	50	18.9%
Southwest	AZ, NM, OK, TX	22	8.3%
Rocky Mountain	CO, ID, MT, UT, WY	8	3.0%
Far West	AK, CA, HI, NV, OR, WA	26	9.8%
TOTAL		264	100.0%

RESPONDENTS BY CARNEGIE CLASSIFICATION

CARNEGIE CLASSIFICATION	# OF RESPONDENTS	% OF RESPONDENTS
Associate's Colleges: High Career & Technical-Mixed Traditional/Nontraditional	1	0.4%
Associate's Colleges: Mixed Transfer/Career & Technical-Mixed Traditional/Nontraditional	1	0.4%
Doctoral Universities: Very High Research Activity	63	23.9%
Doctoral Universities: High Research Activity	38	14.4%
Doctoral/Professional Universities	29	11.0%
Master's Colleges & Universities: Larger Programs	41	15.5%
Master's Colleges & Universities: Medium Programs	19	7.2%
Master's Colleges & Universities: Small Programs	14	5.3%
Baccalaureate Colleges: Arts & Sciences Focus	39	14.8%
Baccalaureate Colleges: Diverse Fields	15	5.7%
Baccalaureate/Associate's Colleges: Mixed Baccalaureate/Associate's	1	0.4%
Special Focus Four-Year: Arts, Music & Design Schools	1	0.4%
Special Focus Four-Year: Engineering and Other Technology-Related Schools	2	0.8%
TOTAL	264	100.0%

PARTICIPATING ORGANIZATIONS

Below is a list of the institutions that supplied salary data used in the NACE Summer 2023 *Salary Survey* report. This list includes the 264 schools that provided salary data by specific program or major through the NACE First-Destination Survey.

Albion College	Eastern Illinois University
Alfred University	Eastern Washington University
American University – Kogod School of Business	Elmira College
Anderson University	Embry-Riddle Aeronautical University – Daytona Beach
Aquinas College	Embry-Riddle Aeronautical University – Prescott
Arizona State University	Embry-Riddle Aeronautical University – Worldwide
Assumption University	Endicott College
Auburn University	Florida State University
Augustana College	Fontbonne University
Aurora University	George Mason University
Azusa Pacific University	George Washington University
Ball State University	Georgetown University
Baylor University	Gonzaga University
Belmont University	Grand View University
Binghamton University	Hanover College
Bob Jones University	Hartwick College
Boston University	Hastings College
Bridgewater College	Hofstra University
Butler University	Illinois State University
California Polytechnic State University – San Luis Obispo	Illinois Wesleyan University
California State University, Fullerton	Indiana State University
Calvin University	Indiana University – Bloomington
Carnegie Mellon University	Indiana University – East
Cedar Crest College	Indiana University – Kokomo
Champlain College	Indiana University – Northwest
Chapman University	Indiana University – South Bend
Claremont McKenna College	Indiana University – Southeast
Cleveland State University	Indiana University-Purdue University – Indianapolis
Coe College	Iona University
College of Our Lady of the Elms	Ithaca College
College of the Holy Cross	Jacksonville State University
Colorado School of Mines	Kalamazoo College
Colorado State University – Fort Collins	Kansas State University
Concordia College	Kennesaw State University
Creighton University	Kent State University
CUNY Bernard M Baruch College	Kutztown University of Pennsylvania
CUNY Queens College	Lafayette College
Curry College	Lake Forest College
Davenport University	Lakeland University
Davidson College	Le Moyne College
Denison University	Lehigh Carbon Community College
DeSales University	Loyola University Chicago
Dominican University New York	Loyola University New Orleans
Dordt University	Luther College

Marietta College
Marquette University
Marshall University
Maryville College
Massachusetts Institute of Technology
Massachusetts Maritime Academy
Mercer University
Miami University – Oxford
Midland University
Milwaukee School of Engineering
Mississippi State University
Missouri State University
Montana Technological University
Montclair State University
Morgan State University
Mount Holyoke College
Mount St. Mary's University
Muhlenberg College
Nazareth College
New Jersey Institute of Technology
New York University
North Dakota State University
Northeastern University
Northern Illinois University
Northwestern College
Oakland University
Oglethorpe University
Ohio Dominican University
Ohio Northern University
Oklahoma State University
Olivet Nazarene University
Ouachita Baptist University
Pace University
Pacific Lutheran University
Palm Beach Atlantic University
Pennsylvania College of Technology
Pennsylvania Western University
Princeton University
Principia College
Purdue University
Purdue University Global
Radford University
Ramapo College of New Jersey
Rensselaer Polytechnic Institute
Rice University
Roanoke College
Robert Morris University
Rochester Institute of Technology

Rochester University
Rollins College
Rose-Hulman Institute of Technology
Russell Sage College
Rutgers University – Camden
Saint Joseph's University
Saint Norbert College
San Jose State University
SANS Technology Institute
School of the Art Institute of Chicago
Schreiner University
Seattle Pacific University
Seattle University
Simmons University
Smith College
South Dakota School of Mines and Technology
Southern Illinois University – Carbondale
Southern Methodist University
Southern Methodist University – Cox School of Business
Spelman College
Springfield College
St. Catherine University
St. John Fisher University
St. Lawrence University
St. Mary's College of Maryland
Stark State College
Stetson University
Stockton University
Stonehill College
SUNY College at Geneseo
Susquehanna University
Syracuse University
Tennessee State University
Texas A&M University – Kingsville
Texas Wesleyan University
The Ohio State University
The University of Alabama
The University of Alabama at Birmingham
The University of Tennessee – Martin
The University of Texas at San Antonio
The University of Texas at Tyler
The University of Texas Permian Basin
Trinity Christian College
Trinity University
Troy University
University of Arizona
University of Arkansas
University of California – Berkeley

University of California – Riverside
University of California – Santa Barbara
University of California – Santa Cruz
University of Dallas
University of Dayton
University of Denver
University of Detroit Mercy
University of Houston – C.T. Bauer College of Business
University of Idaho
University of Illinois Springfield
University of Illinois Urbana-Champaign
University of Iowa
University of Kentucky
University of La Verne
University of Lynchburg
University of Maine
University of Maine at Augusta
University of Maine at Farmington
University of Maine at Fort Kent
University of Maine at Presque Isle
University of Massachusetts – Dartmouth
University of Massachusetts Dartmouth
University of Miami
University of Missouri – Columbia
University of Missouri – St. Louis
University of Nebraska – Lincoln
University of Nevada – Las Vegas
University of Nevada – Reno
University of North Carolina at Asheville
University of North Carolina at Chapel Hill
University of North Carolina at Greensboro
University of North Georgia
University of Oklahoma
University of Oregon
University of Pennsylvania
University of Portland
University of Richmond
University of Rochester
University of Saint Francis – Fort Wayne
University of San Diego
University of South Carolina – Columbia
University of Southern California
University of Southern Maine
University of Tennessee – Knoxville
University of Texas at Austin
University of the Ozarks
University of Tulsa
University of Virginia

University of Washington – Seattle
University of Washington – Tacoma
University of West Alabama
University of West Georgia
University of Wisconsin – Eau Claire
University of Wisconsin – Oshkosh
University of Wisconsin – Platteville
University of Wisconsin – River Falls
University of Wisconsin – Stout
University of Wyoming
Upper Iowa University
Ursinus College
Utah State University
Virginia Commonwealth University
Washburn University
Washington College
Washington State University
Wellesley College
West Texas A&M University
West Virginia University
West Virginia Wesleyan College
Western Colorado University
Western Connecticut State University
Westminster College
Westmont College
Widener University
William & Mary
William Paterson University of New Jersey
Wittenberg University
Worcester Polytechnic Institute
Wright State University
Xavier University

SALARY SURVEY

1 E Broad St
Ste 130 - 1005
Bethlehem, PA 18018-5934