






















SUNY Oswego, Office of Publications  
**Ryobi 3200CCD Offset Press Considerations and Specifications**

For offset printing, there are a variety of ink colors to choose between:

 Black	 Pantone 286U — Delft Blue
 357 Green — Forest Green (SUNY Oswego's Green)	 Pantone 294U — Wedgewood Blue
 Pantone Warm Red U	 Pantone 308U
 Pantone 185U — Dutch Fireball	 Pantone 343U
 Pantone 199U — Red Pepper	 Amazon Green
 Bordeaux Red	 Pantone 354U — Emerald Canary
 Pantone 260U	 Pantone 347U — Ivy Mint
 Pantone 274U	 Vanson Vandijk Brown
 Pantone Reflex Blue U	 Vanson Buffalo Brown
 Pantone 661U	 Pantone Warm Gray 11 — Slate Gray
 Pantone 285U	

- Single-color printing only.
- No heavy ink coverage.<sup>1</sup>
- Gripper edge<sup>2</sup> must be planned in the maximum printable area. Allow for a 3/8" (.375") non-ink area on the gripper edge. There can be no ink on either side of the sheet on the gripper edge.
- Bleeds must be planned in the maximum printable area. Allow an extra 1/4" (.25") for each bleed side.
- Less than 3/8" (.375") non-ink margin is considered a bleed.
- Set up press-ready artwork in the black ink channel regardless of ink choice.
- Preferred format is for press-ready artwork is Press Quality PDF.
- Optimal resolution for clarity in bitmap lineart is 600 pixels per inch (PPI).
- Optimal resolution for clarity in halftone photos is 240 to 300 pixels per inch (PPI).
- Press LPI = 120 lines per inch (LPI).
- Uncoated paper only.
- Pre-cut, in-stock paper: Standard sizes = 8½(8.5) x 11" (Letter), 8½(8.5) x 14" (Legal), 11 x 17" (Tabloid). The Office of Publications carries a selection of colors, weights, finishes to meet your needs. All stock is uncoated.

Note 1:

The Ryobi 3200CCD is a duplicator press with a Crestline continuous dampening system. A duplicator press, has no powder unit and as fewer ink rollers than a true press. Therefore, keep the coverage light to avoid offsetting (ink smudging from one sheet to the next) and unevenness in coverage. A large area of solid ink will not print well. Even a large area of 30% screening may accentuate roller marks and uneven coverage.

Note 2:

Gripper edge — This is an area with no printing on either side of the sheet. The press grabs this area to pull the sheet into the press. If your margins are less than 3/8 inch then the job will not print correctly. This can be fixed in two ways. Adjust the layout to add gripper and bleed trim resulting in a smaller finished piece size, or special order bigger paper which may cost more and require extra time.

Press Model	Ryobi 3200CD
Number of printing units	1
Max. Paper size	(W x L) 340 x 450 mm (13.39" x 17.72")
Min. Paper size	(W x L) 90 x 130 mm (3.54" x 5.12")
Max. Printing Area	(W x L) 330 x 438 mm (13" x 17.24")
Paper Thickness	0.04–0.3 mm (0.0016"–0.012")
Printing Speed	3,000–10,000 Sheets/Hour *1
Feeder Pile Capacity	450 mm (17.72")
Delivery Pile Capacity	520 mm (20.47")

Still have questions about designing for our press? Call the SUNY Oswego Office of Publications at (315) 312-3130. For best results, request a printability assessment. Simply email an attached PDF of your layout to [print@oswego.edu](mailto:print@oswego.edu). PDFs must be for review by our prepress staff. Printability assessments take from 1 to 3 days.