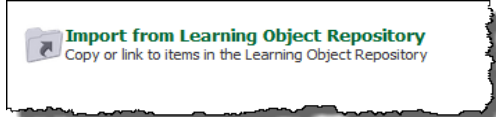


Adding the IIP Quiz to your Course

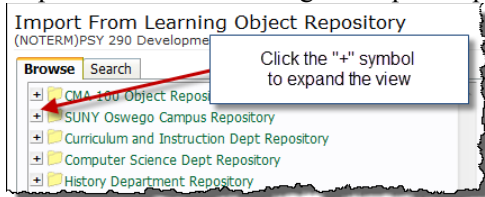
1. Log in to ANGEL
2. Enter your course
3. Click on the Learning Modules Tab
4. Click on “Add Content”



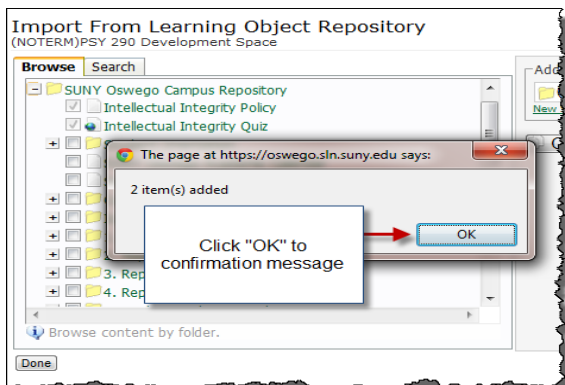
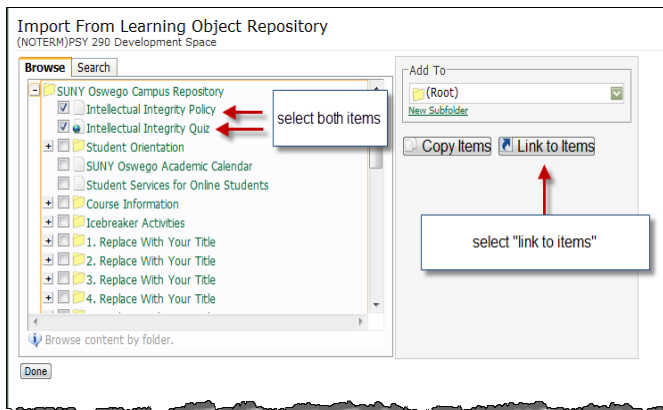
5. Click on “Import from Learning Object Repository”



6. Expand the SUNY Oswego Campus Repository by clicking the “+” symbol to the left of the folder



7. Select the Intellectual Integrity document and IIP Quiz by clicking the boxes to the left of each item.
8. Select “Link to Items”
9. Click “OK” for the linking confirmation message



10. Click the “done” button to complete the process