

New Faculty Orientation - ANGEL

SUNY OSWEGO'S LMS

Agenda

- LMS Overview
- Campus Policies
- ANGEL Must Knows
- Training Opportunities
- Support

LMS Overview

- ⦿ What does LMS mean?
 - Learning Management System
- ⦿ What is it?
 - Secure web-based application
- ⦿ How is it used?
 - Web-Enhanced
 - Hybrid
 - Fully Online

Policies

- ⦿ Web-Enhanced – NONE
 - Course shell created for every credit bearing section offered
- ⦿ Hybrid – Department and Dean approval required
- ⦿ Fully Online – Office of Extended Learning


ANGEL Must-Knows

- Log-in with Laker NetID & Password
- All course shells hidden from students
- Student enrollment from Banner
- Ability to add TAs and Guest Lecturers
- Faculty training workshops
- Student support through SLN Help Desk

ANGEL – Getting Started

- ⦿ Accessing ANGEL

- www.oswego.edu/angel




- oswego.sln.suny.edu

- ⦿ Log-in using Laker NetID & Password

ANGEL – Initial Setup

Preference Settings

1. The **Power Strip** is located on left-hand side of screen
2. Click on the **Preference** button
3. Select **System Settings**
4. Set **User Level** to **Advanced**



General User Settings

- Personal Information
- Theme Selector
- System Settings**

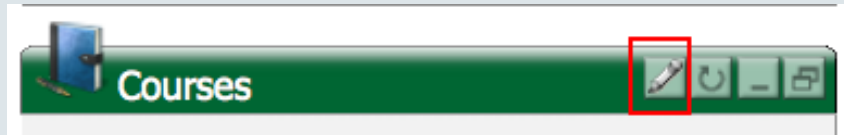
User Level

- Beginner**
This option provides a basic user experience.
- Intermediate**
This option eliminates some basic features.
- Advanced**
This option removes all basic features.

ANGEL – Initial Setup

Course Nugget Setup

1. Mouse over **Courses** area
Click on **Pencil** icon



2. Under **Advance Settings**
Group By – select **Semester**
Also Display – select **Semester**
Show Disabled – select **Yes**

Advanced Settings

Group By Semester Category

Also Display Role Category Instructor Semester

Tasks Ungraded Mail Posts Milestones Tasks

Show Disabled Yes No

3. **Save** changes.


ANGEL – Course Setup

Learning Modules Tab

1. Click **Add Content**

2. Most commonly content items

- File, Link, Drop Boxes and Discussion Forum






Training Opportunities

◎ Faculty Workshops

- WS 2 – Presenting Content
 - Thursday 9/15 – 2:30-4:30pm
 - Friday 9/16 – 10:00am – noon
- WS 3 – Integrating Interaction
 - Thursday 10/13 – 2:30-4:30pm
 - Friday 10/14 – 10:00am – noon
- WS 4 – Assessment & Management
 - Thursday 9/8 – 2:30-4:30pm
 - Friday 9/9 – 10:00am – noon
- Register online at www.oswego.edu/angel

Support

- ◉  Angel Online Support
- ◉  iTunesU
- ◉  Lakerpedia
- ◉ SLN Help Desk – phone or email
 - Faculty & Student

Support

- ◎ Campus Technology Services & Extended Learning
 - Kathi Dutton, Doug Hemphill & Greg Ketcham
 - angelhelp-list@ls.oswego.edu
 - www.oswego.edu/angel